



NSW RURAL FIRE SERVICE



-  **FOUNDATION**
-  **TECHNICAL**
-  **SUPERVISION**
-  **COMMAND**
-  **STRATEGIC**



NSW RFS TRAINING
TRAINING INFORMATION BOOKLET

V3.2

The NSW RURAL FIRE SERVICE (NSW RFS) encourages the availability, dissemination and exchange of public information. You may copy, distribute, display, download and otherwise freely deal with this material for personal, in-house or non-commercial use, on the condition that you include the copyright notice © State of New South Wales through the NSW RURAL FIRE SERVICE on all such uses. In the event that you wish to copy, distribute, display, download, store, or use this material for a purpose other than personal, in-house or non-commercial use, you must obtain permission from the NSW RFS by writing to the following address:

Commissioner
NSW RURAL FIRE SERVICE
Locked Mail Bag 17
Granville NSW 2142

You must also obtain permission from the NSW RFS if you wish to:

- charge others for access to the work (other than at cost);
- include all or part of the work in advertising or a product for sale;
- modify the material; or
- use any trade mark from this publication, including the NSW RURAL FIRE SERVICE crest, MyRFS logo, or the Firewise logo.

DISCLAIMER STATEMENT

While the material within this publication is current at the time of writing, changes in circumstances after the time of publication may impact on the accuracy of the material. Individuals are responsible for ensuring they have the most current version of this publication.

The information and material contained herein is general in nature and is intended for your use and information. The NSW RURAL FIRE SERVICE (NSWRFS) disclaims, to the extent permitted by law, all warranties, representations or endorsements, express or implied, with regard to the material contained herein. The NSWRFS does not warrant or represent that the material contained herein is free from errors or omissions, or that it is exhaustive. Users should exercise their own skill and care with respect to its uses. You must not assume that this material will be suitable for the particular purpose that you had in mind when using it.

The NSWRFS disclaims any liability (including but not limited to liability by reason of negligence) to the users of the material for any loss, damage, cost or expense whether direct, indirect, consequential or special, incurred by, or arising by reason of, any person using or relying on the material and whether caused by reason of, any error, omission or misrepresentation in the material or otherwise. Users of the Website will be responsible for making their own assessment of the material and should verify all relevant representations, statements and information with their own professional advisers.

Release history:

Version	Date	Summary of changes
V3.1	13 JUL 2017	Structure, formatting and branding changes from previous editions
V3.2	16 FEB 2018	Addition of programs including: RIW; CEW, PAIRO, RCR. Errors fixed to pages 14, 16, 29, 30, 31, 34, 49, 59, 64, 70, 73, 75, 84, 93, 109.

Prepared by:

Learning and Development
NSW Rural Fire Service
15 Carter Street Lidcombe 2141
Locked Bag 17, PO Granville, 2142
Tel: (02) 8741 5555 Email: LD@rfs.nsw.gov.au

Contents

1. INTRODUCTION	7
1.1 Training in the NSW RFS	8
1.2 Information for trainees	9
1.3 National Qualifications.....	12
2. MAINSTREAM QUALIFICATIONS	15
Pathway overview.....	15
FOUNDATION.....	16
2.1 Safety Induction (SI).....	16
2.2 Volunteer Induction (VI).....	17
2.3 Respectful and Inclusive Workplace (RIW)	18
2.4 Code of Conduct and Ethics Workshop (CEW)	19
2.5 Bush Firefighter (BF).....	20
2.6 Village Firefighter (VF)	22
TECHNICAL.....	23
2.7 Advanced Program Introduction (API)	23
2.8 Crew Safety and Welfare (CSW).....	24
2.9 Wild Fire Behaviour (WFB)	25
2.10 Navigation (NAV)	26
2.11 Hydraulics (HYD)	27
SUPERVISION	28
2.12 Crew Leader (CL).....	28
Crew Leader Wildfire (CLW)	28
Crew Leader Village (CLV)	29
Crew Leader Supervision (CLS).....	30
COMMAND	31
2.13 Group Leader (GL)	31
3. GRASSLAND QUALIFICATIONS	33
Pathway overview.....	33
FOUNDATION.....	34
3.1 Bush Firefighter Grassland (BFG)	34
3.2 Village and Structural Firefighting Grassland (VSG)	35
SUPERVISION	36
3.3 Crew Leader Grassland (CLG)	36
COMMAND	37
3.4 Group Leader Grassland (GLG)	37
4. SUPPORT QUALIFICATIONS.....	38
Overview	38

FOUNDATION.....	39
4.1 Bush Firefighter Support (BFS).....	39
4.2 Communications Assistant (CCA)	41
4.3 Catering Assistant (CAT)	42
TECHNICAL.....	43
4.4 Breathing Apparatus Support (BAS)	43
4.5 Communications Operator (CCO)	44
SUPERVISION	45
4.6 Catering Crew Leader (CCL).....	45
5.SPECIALIST QUALIFICATIONS	47
Overview	47
FOUNDATION.....	49
5.1 Basic Life Support (BLS)	49
5.2 Trim/Cross Cut Felled Trees (TFT).....	51
5.3 Safe Working on Roofs (SWR)	52
5.4 Community Fire Units (CFU).....	53
5.5 Breathing Apparatus Operator (BAO).....	54
5.6 Advanced Structural Firefighting (ASF)	55
5.7 Urban Search and Rescue (USR)	56
5.8 Rural Fire Driving (RFD).....	57
5.9 Traffic Control Operator (TCO).....	58
5.10 Protect and Preserve Incident Scene (PPS)	59
TECHNICAL.....	62
5.14 Advanced Resuscitation Techniques (ART)	63
5.15 First Aid Application (FAA).....	64
5.16 Tree Falling Intermediate (TFI)	65
5.17 Tree Falling Advanced (TFF)	66
5.18 Equipment Officer (EQO)	67
5.19 Off Road Driving (ORD).....	68
5.20 Helicopter Insertion Techniques (HIT)	69
5.21 Down the Wire Technician (DTW)	70
5.22 Fire Behaviour Analyst (FBA).....	72
5.23 Wildfire Investigation (WFI)	73
5.24 Structural Fire Investigation (SFI)	75
5.25 Develop Prescribed Burning Plan (PBP)	77
5.26 Safety Advisor (SAA).....	78
5.27 Operate in Remote Environments (ORE).....	79
5.28 Helicopter Underwater Escape Training (HUET).....	80
5.29 Air Search & Rescue (ASAR).....	81
5.30 Sling Load Operations (SLO).....	82
5.31 Crew Resource Management (Aviation) CRM-A	84
5.32 Brushcutter Operation (BCO)	86
5.33 Remote Area First Aid (RAFA).....	88
SUPERVISION	89
5.34 Conduct Briefing and Debriefings (CBD)	89
5.35 Heavy Plant Supervisor (HPS).....	90
5.36 Leading People (LDP).....	91

5.37 Prescribed Burn Supervisor (PBS)	92
COMMAND	93
5.38 Plant Operations Manager (POM).....	93
6. AVIATION QUALIFICATIONS	94
FOUNDATION.....	95
6.1 Aviation Basic Knowledge (ABK)	95
6.2 Aviation Radio Operator (ARO).....	96
TECHNICAL.....	97
6.3 Air Observer (AOB)	97
6.4 Air Base Operator (ABO)	99
6.5 Incendiary Operations Supervisor (IOS)	100
6.6 Airborne Systems Operator (ASO)	101
SUPERVISION	102
6.7 Air Base Manager (ABM).....	102
6.8 Air Attack Supervisor (AAS).....	104
COMMAND	106
6.9 Aircraft Officer (AOF)	106
STRATEGIC.....	107
6.10 Air Operations Manager (AOM)	107
7. INCIDENT MANAGEMENT TRAINING	108
8. TRAINER AND ASSESSOR QUALIFICATIONS.....	109
Overview	109
TECHNICAL.....	110
8.1 Assessor Advocate (ASA)	110
8.2 Rural Fire Instructor (RFI)	111
8.3 Assessor (ASR)	112
SUPERVISION	113
8.4 Rural Training Coordinator (RTC).....	113
Professional Development Overview	114
8.5 Learning and Development Workshop (LDW).....	114
8.6 Professional Development Workshop (PDW)	115
9. COMMUNITY ENGAGEMENT QUALIFICATIONS	116
Overview	116
FOUNDATION.....	117
9.1 Community Safety Assistant (CSA)	117
9.2 Community Safety Facilitator (CSF)	118
10. SERVICE STANDARDS	119
10.1 Service Standard 6.1.3 Training in the Rural Fire Service	119
10.2 Service Standard 6.1.2 Qualifications for NSW RFS Members.....	121

10.3 Service Standard 6.1.5 Live Fire Training	122
11. ADDITIONAL RESOURCES	123
11.1 User manuals	123
11.2 Guidelines and Toolkits	124
11.3 Forms	125
APPENDICES	129
Appendix 1 PUA20713 CERTIFICATE II IN PUBLIC SAFETY (FIREFIGHTING OPERATIONS)	129
Appendix 2 PUA30713 CERTIFICATE III IN PUBLIC SAFETY (FIREFIGHTING OPERATIONS)	132
Appendix 3 PUA31412 CERTIFICATE III IN PUBLIC SAFETY (COMMUNITY SAFETY)	137
Appendix 4 PUA33012 CERTIFICATE III IN PUBLIC SAFETY (EMERGENCY COMMUNICATIONS CENTRE OPERATIONS)	139
Appendix 5 AVI30216 CERTIFICATE III AVIATION (RESCUE CREWMAN)	141
Appendix 6 PUA40313 CERTIFICATE IV IN PUBLIC SAFETY (FIREFIGHTING SUPERVISION)	143
Appendix 7 Gap analysis tool	147
Relationship between NSW RFS programs and the units of PUA20713 Certificate II in Public Safety (Firefighting Operations)	147
Relationship between NSW RFS programs and the units of PUA30713 Certificate III in Public Safety (Firefighting Operations)	148
Relationship between NSW RFS programs and the units of PUA31412 Certificate III in Public Safety (Community Safety)	149
Relationship between NSW RFS program and the units of competency of PUA33012 Certificate III in Public Safety (Emergency Communications Centre Operations)	150
Relationship between NSW RFS programs and the units of PUA40313 Certificate IV in Public Safety (Firefighting Supervision)	151

FEEDBACK

The Learning and Development (L&D) team is committed to continuous improvement to ensure a high standard of training excellence for all members of the NSW RFS. If you have any feedback regarding the Training Information Booklet (TIB) or any of the other resources published by the L&D team please let us know via email LD@rfs.nsw.gov.au.



This Training Information Booklet (TIB) is a live document and will be updated as necessary. Small changes (i.e. corrections of errors or minor additions) will be updated frequently and reissued via circular as V3.2, V3.3 and so on. Major additions (i.e. the addition of sections) will be updated and reissued via circular as V4, V5 and so on.

1. Introduction

The NSW Rural Fire Service (NSW RFS) is committed to developing the capability of members, so they can respond appropriately, effectively and safely in times of emergency. The NSW RFS offers a wide variety of training programs to cater to the different operational and non-operational needs of the service. The training offered to members is developmental and encourages personal advancement as a member's experience within the Service increases.

The NSW RFS is a Registered Training Organisation (RTO #6970) and the majority of training offered is linked to national qualifications (which are recognised outside the Service). Internally, training is consolidated into five identifiable bands from 'Foundation' through to 'Strategic'. The training bands outlined below allow members to better identify, plan and navigate their own learning pathways during their time with the Service.

Table 1 NSW RFS Training Framework

				
FOUNDATION	TECHNICAL	SUPERVISION	COMMAND	STRATEGIC
Training qualifications which provide basic through to intermediate skills and knowledge in preparation for working under direct supervision within a team or crew	Training qualifications which provide intermediate through to advanced skills and knowledge in preparation for working at an advanced level without direct supervision within a team or crew	Training qualification which provide advanced skills and knowledge in preparation for supervising and mentoring a team or crew to carry out duties effectively	Training qualifications which provide highly advanced skills and knowledge in preparation for taking command or control of large operations, planning and/or leading multiple teams or crews	Training qualifications which provide specialised skills and knowledge in preparation for providing expert and strategic direction across multiple large incidents or campaigns

The NSW RFS promotes and supports a flexible, blended approach to learning. The use of face to face learning, mixed with interactive and self-paced activities has ensured different learners' individual needs are catered for. In 2016 Learning and Development made further improvements to the learning framework with the introduction of 'Fuel' a comprehensive learning management system, which allows the service to deliver streamlined blended learning, improving access to interactive, self-directed online modules for theory components of courses. Over time more theory components of courses will be released via 'Fuel' delivering greater flexibility to members who are time poor and greater accessibility to those who are keen to learn and progress whether formally through enrolment in a course or casually for the purposes of self-development.

This Training Information Booklet (TIB) has been re-developed to provide clear and consistent information about training programs within the NSW RFS. For further information regarding training within the Service, talk to your Brigade Training Officer and/or your local Officer responsible for Learning and Development (L&D).

Finally, I encourage all members to take part in the training opportunities described within this booklet and to continue to practice what you have learnt to refine and maintain your skill set and knowledge to share with others into the future.



Melissa Barden

A/Manager Learning and Development

1.1 Training in the NSW RFS

NSW Rural Fire Service members are expected to fight fires, assist with other emergencies and carry out associated activities. It follows that they need to be given the competencies (knowledge, skills and attitudes) to do those things safely and effectively.

The NSW RFS aims to provide a world standard in the provision of a community based fire and emergency service, this is supported and perpetuated by an effective, online integrated, systematic training system.

Table 2 - NSW RFS Service Plan 2014-2021 excerpt

OUR VISION	To provide a world standard of excellence in the provision of a community-based fire and emergency service
OUR MISSION	To protect the community and our environment we will minimise the impact of fire and other emergencies by providing the highest standards of training, community education, prevention and operational capability
OUR MEMBERS	Comprise 73,162 volunteers and 884 staff that collaborate to deliver our community-based fire and emergency services

TRAINING STRUCTURE

Brigade Level

Brigades typically have a Training Officer, if not the Brigade Captain retains the role. It is the Brigade Training Officer's responsibility to ensure members of the brigade are kept informed about training. The Brigade Training Officer may also run training at a brigade level and/or seek the assistance of appropriate members in running brigade based training sessions. Brigade training officers are encouraged to undertake Rural Fire Instructor (RFI) training.



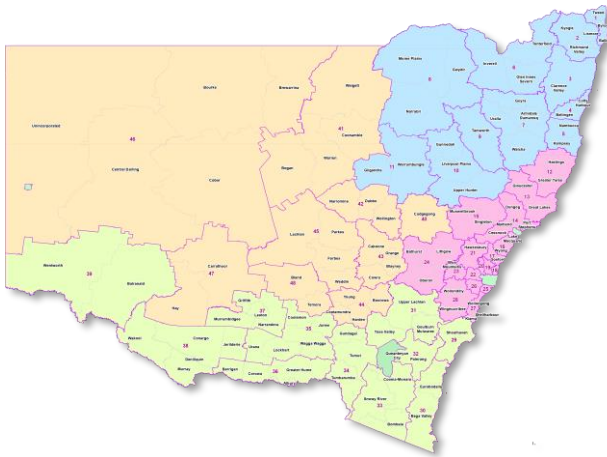
There are over 2000 qualified trainers and assessors in the NSW RFS

District Level

Districts coordinate most of the 'formal' training provided for members in the NSW RFS. An Officer responsible for Learning and Development is appointed (usually a full time NSW RFS employee reporting to the District Manager) and a local Training Team is formed, made up of that Officer, Brigade Training Officers and district Instructors and Assessors. The training team analyses the training needs of the local area and implements a program of training to satisfy those needs.

Regional Level

NSW RFS Districts are administered under four NSW RFS Regional Offices, their main training role is to nurture its development and to provide assistance to their districts with the coordination of regionally run courses.



There are four regions:

- Region North (blue)
- Region South (yellow)
- Region East (pink)
- Region West (orange)

A **Regional Training Advisory Group (RTAG)** is convened consisting of all district officers responsible for learning and development and may additionally include selected members involved with training and assessment.

State Level

The Learning and Development section at NSW RFS Headquarters has several roles, these include:

- Management of the [NSW RFS Registered Training Organisation](#) (RTO #6970) including maintaining compliance with the Standards for RTOs 2015.
- Determining the systems which govern how training is conducted and publishing a set of 'rules' called Training Standard Operating Procedures (or SOPs), which allow the NSW RFS to comply with the National Vocational Education and Training (VET) Standards for training (required by the Australian Skills Quality Authority - ASQA).
- Designing common sets of training programs (with some reasonable adjustments to suit different parts of the State) based on national competency standards
- Researching, developing and providing training materials such as Manuals, Workbooks, Trainer and Assessor Guides, eLearning modules, Skill Cards and all other associated training resources (i.e. user manuals etc.).
- Overseeing State run training workshops and instructor groups and the provision of instructor professional development workshops (PDWs).



[Service Standard \(SS\) 6.1.3 Training in the NSW Rural Fire Service](#) contains 20 Training Standard Operating Procedures (TSOPs), which are designed to make sure training is delivered and assessed to a consistently high standard and that all trainees can access the necessary training in a safe, efficient, timely and equitable manner.

To learn more about the TSOPs go to the [Service Standards section](#) or download SS6.1.3 from MyRFS.

1.2 Information for trainees

ENROLMENT

All members of the NSW Rural Fire Service are enrolled as students undertaking the Certificate II in Public Safety (Firefighting Operations). New members start their training journey with the NSW RFS by completing the Safety Induction (SI) and Volunteer Induction (VI). Successful completion of these qualifications allows members to both participate in NSW RFS activities and as a member of a brigade.

Table 3 Minimum Qualifications for Volunteers

Function / Role	Minimum Qualification
Participate in NSW RFS activities	Safety Induction (SI)
Participate as a member of a brigade	Volunteer Induction (VI)



The NSW RFS determines which competencies are required for different roles (see [Service Standard 6.1.2](#)) and combines them to form an internal qualification. As members successfully complete these internal qualifications they are awarded the corresponding national units of competency.

NOMINATING FOR COURSES

Members apply to undertake training by using the [Training Nomination form](#). This form is available in the by logging on to MyRFS. The local training team will allocate its finite resources to provide training that the area needs to protect its community in the best way possible.



Members cannot be denied access to training, unless there is a higher priority for others to attend based on the needs of the community.

RECOGNITION OF PRIOR LEARNING

The NSW RFS recognises learning you have gained through previous training or experience. Recognition of prior learning (RPL) is the formal acknowledgement of a person's competence whether it is gained through formal, non-formal or informal learning.

- Formal learning – Structured program of instruction linked to a qualification i.e. Statement of Attainment, Certificate, Diploma or Degree
- Non-formal learning - Structured program of instruction not linked to a national qualification i.e. participation in professional development workshops or short courses
- Informal learning – Non-structured instruction and not linked to a national qualification i.e. gaining skills and knowledge through experience 'on the job' through social affiliation with a club or a participation in a hobby.



If you are applying for RPL or processing and RPL application the [RPL Guidelines](#) can take you through the process step by step.

LANGUAGE, LITERACY & NUMERACY

Meeting members' Language, Literacy and Numeracy (LLN) needs is important to the Service and support can be arranged for members who need it.

Where appropriate, this may include referral to literacy and numeracy support programs offered by TAFE and other providers.



If you are assisting a member with their LLN needs the [LLN Guidelines](#) offers tools, strategies and suggestions to get you started.

ASSESSMENT

After members complete training they are assessed. Assessment is conducted by qualified assessors and is the process of forming and recording a judgment about your skills and knowledge. Assessment uses nationally agreed standards (competency standards) to measure whether you are competent to perform or undertake specific tasks that you have been trained in.

APPEALS

Members can appeal assessment decisions where they think the assessment was not conducted properly or fairly. A member can make an appeal by contacting their local district office or by stating they would like to appeal on the [Assessment Declaration Form](#) (ADF).

DISCIPLINARY PROCEDURES

All forms of alleged misconduct during assessment will be reported to the local NSW RFS Manager who will investigate the misconduct and take disciplinary action if needed.

TRAINING RECORDS AND PRIVACY

Secure records of Members' training activities and assessment are kept by the Service. This is to assist with administering training and awarding qualifications and keeping track of who is qualified to carry out particular roles. All electronic records are password protected and access controlled.

Members may access the records kept about themselves via MyRFS or at any mutually convenient time with the officer responsible for keeping those records at a local level. Members can also ask officers responsible what security is provided for their records.

QUESTIONS AND COMPLAINTS

For all questions and complaints about training, members should:

- Read the Training Principles of Practice (these are in [Service Standard 6.1.3-1](#) Training principles of practice)
- Inquire with the Brigade Training Officer or Captain
- Inquire with the district officer responsible for Learning and Development

- Check for relevant information on the NSW RFS or MyRFS website



Inquiries or complaints made to Regional or State level will normally be referred back to the relevant District Office unless it is a matter they are unable to resolve or requires escalation.

FEES AND CHARGES

The NSW Rural Fire Service provides training free of charge to members.

1.3 National Qualifications

Most internal NSW RFS qualifications (e.g. Bushfire Fighter (BF), Village Firefighter (VF), Crew Leader (CL) and Group Leader (GL) etc.) are aligned with units of competency from the national Public Safety Training Package. The NSW RFS has the scope to provide the following nationally recognised qualifications.



While the NSW RFS is registered to provide the below national qualifications, it is important to understand that not all elective units of competency are offered by the NSW RFS (only those which directly relate to the roles within the service).

Units of competency offered by the service are highlighted in yellow in the Appendices section for reference. We have included all units of competency within the qualifications here, as you may have completed units within another service or role, which may still be counted towards gaining a full qualification.

SCOPE OF NSW RFS (RTO #6970)

The NSW RFS RTO currently has the scope to offer units of competency from the following qualifications:

Certificate II

- [Certificate II in Public Safety \(Firefighting Operations\)](#)
- [Certificate II in Public Safety \(SES\)](#)

Certificate III

- [Certificate III in Public Safety \(Firefighting Operations\)](#)
- [Certificate III in Public Safety \(Community Safety\)](#)
- [Certificate III in Public Safety \(Emergency Communications Centre Operations\)](#)
- [Certificate III Aviation \(Rescue Crewman\)](#)
- [Certificate III in Public Safety \(SES Rescue\)](#)
- [Certificate III in Public Safety \(SES Operations\)](#)

Certificate IV

- [Certificate IV in Public Safety \(Firefighting Supervision\)](#)
- [Certificate IV in Public Safety \(SES Leadership\)](#)

Diploma

- *Diploma of Public Safety (Firefighting Management)* – FBA (1 unit), GL (2 units), LOG (1 unit)*

Advanced Diploma

- *Advanced Diploma of Public Safety (Firefighting Management)**



NB: While the NSW RFS has the diploma and advanced diploma on scope the service currently offers very limited units of competency from these qualifications, this may change in the future.
**Italicised national qualifications indicate the NSW RFS only provides limited units of competency.*

The tables in the [Appendices](#) section of this guide list the package rules for the qualifications listed and highlights (in yellow) the units currently offered as part of NSW RFS internal qualification training programs.



Members **do not** have to complete the Certificate II in Public Safety (Firefighting Operations) and are only required to complete training relevant to the roles they wish to partake in.

The only mandatory training **all** members must complete is the Volunteer Induction (VI) and the Safety Induction (SI) as these training programs allow members to better understand how the NSW RFS operates and also permits them to participate in NSW RFS activities safely.

Members who wish to participate in activities at an incident are required to undertake Bushfire Support (BFS), Bushfire Fighter (BF) or Bush Fire Grasslands (BFG) training, depending on the role they undertake.

Example: Awarding of National Qualifications



Julie has been a member of the service for 1 ½ years and has successfully completed her Safety Induction (SI), Volunteer Induction (VI) and her Bush Firefighter (BF) internal qualifications.

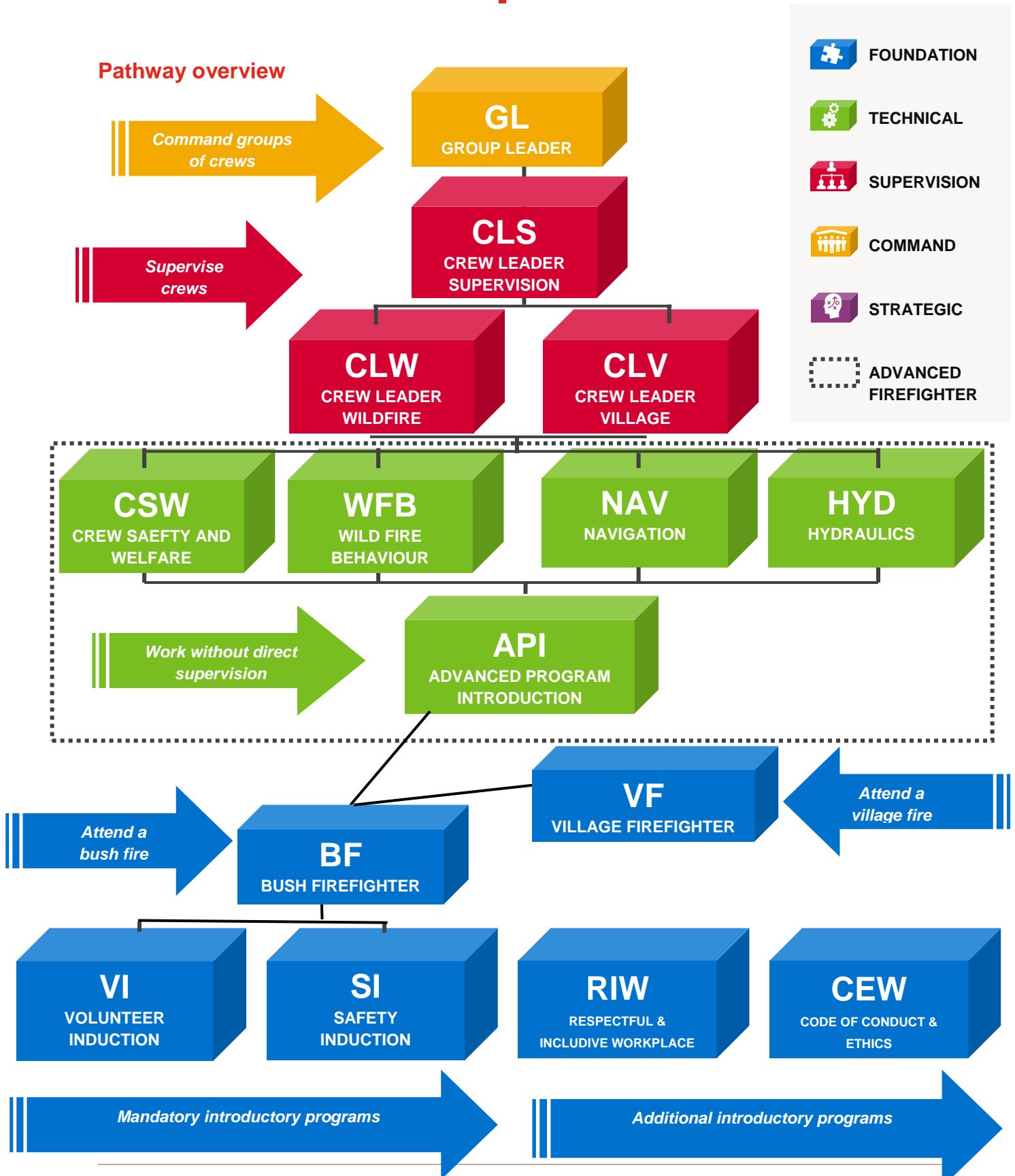
Julie is interested in completing her Cert II in Public Safety (Firefighting operations), what does she need to do?

NATIONAL UNITS OF COMPETENCY ALIGNED TO NSW RFS TRAINING PROGRAMS							
	BUSH FIREFIGHTER (BF)	SAFETY INDUCTION (SI)	VOLUNTEER INDUCTION (VI)	COMMUNICATIONS ASSISSTANT (CCA)	PROTECT AND PRESERVE INCIDENT SCENE (PPS)	TRIM AND CROSS CUT FELLED TREES (TFT)	BREATHING APPARATUS OPERATOR (BAO)
CORE UNITS	PUAFIR215 Prevent injury (fire specific)	NIL	NIL	NIL	NIL	NIL	NIL
	PUAFIR204B Respond to wildfire						
	PUATEA001B Work in a team						
	PUAEQU001B Prepare, maintain and test response equipment						
ELECTIVE UNITS	PUAOPE013A Operate communications systems and equipment	PUAOHS001C Follow occupational health and safety policies and procedures	NIL	PUACOM001C Communicate in the Workplace	PUALAW001B Protect and Preserve Incident Scene	FPICOT2239A Trim and Cross Cut Felled Trees	PUAFIR207B Operate breathing apparatus open circuit
	PUATEA004D Work Effectively in a Public Safety Organisation						

Following the Cert II Public Safety (Firefighting Operations) package rules in [Appendix 1](#) Julie can be awarded the Cert II Public Safety (Firefighting Operations) by completing the following internal NSW RFS Qualifications CCA, PPS, TFT & BAO.

2. Mainstream qualifications

Pathway overview



Foundation

2.1 Safety Induction (SI)

OVERVIEW

The Safety Induction (SI) course is an internal program to induct all new members (including staff and volunteers) in Workplace, Health and Safety (WHS) matters relevant to the NSW RFS.

It is designed to enable new staff to operate safely in their office and similar environments, and for volunteers to operate safely in their fire station and similar environments. It does not cover specific WHS matters relating to firefighting and/or other specialised activities.

UNITS OF COMPETENCY

CODE	TITLE
PUAOHS001C	Follow defined occupational health and safety policies and procedures

PRE-REQUISITES AND CO-REQUISITES

NIL

CONTENT

- Workplace Health and Safety
- Risk Management
- Hazards at NSW RFS workplaces
- Health and Safety incidents

DELIVERY DETAILS

SI is delivered at a local level. Members can access and complete SI online by accessing fuel.rfs.nsw.gov.au and entering their MyRFS login details.

CONTACT DETAILS

- Local Training Officers or local officers responsible for Learning and Development.



The **SI course** is a NSW RFS foundation level course. [Click here to learn more about the different bands within the NSW RFS Training Framework.](#)

2.2 Volunteer Induction (VI)

OVERVIEW

Volunteer Induction (VI) is an internal program for new NSW RFS members to induct them in general operations and organisational structure of the NSW RFS.

It is designed to enable new members to have an understanding of NSW RFS areas of operation, culture and environment. It is also designed to provide knowledge of NSW RFS policy, Service Standards and procedures which relate to members.

UNITS OF COMPETENCY

CODE	TITLE
NIL	NIL

PRE-REQUISITES AND CO-REQUISITES

NIL

CONTENT

- Overview of NSW RFS structure
- Brigade information (incl. brigade constitution, SOPs, chain of command and dispute resolution)
- NSW RFS expectations and responsibilities
- Health and wellbeing of members
- Local familiarisation

DELIVERY DETAILS

Members can access and complete VI online by accessing fuel.rfs.nsw.gov.au and entering their MyRFS login details.

CONTACT DETAILS

Local Training Officers or local officers responsible for Learning and Development.



The **VI course** is a NSW RFS foundation level course. [Click here to learn more about the different bands within the NSW RFS Training Framework.](#)

2.3 Respectful and Inclusive Workplace (RIW)

OVERVIEW

Respectful and Inclusive Workplace (RIW) is an internal program to familiarise all members with the principles of the Respectful and Inclusive Service Standard.

The program is designed to provide members with an understanding of what is, and what is not, acceptable behaviour in the NSW RFS, and how to recognise and take action against bullying, discrimination, vilification or sexual harassment.

UNITS OF COMPETENCY

CODE	TITLE
NIL	NIL

PRE-REQUISITES AND CO-REQUISITES

NIL

National pre-requisite

NIL

CONTENT

- Overview of respectful and inclusive workplaces
- Expectations of members
- What is bullying, discrimination, vilification, and sexual harassment
- Speaking up and taking action
- Support for members

DELIVERY DETAILS

Members can access and complete RIW online by accessing fuel.rfs.nsw.gov.au and entering their MyRFS login details.

CONTACT DETAILS

Volunteer Relations and Workforce Planning volunteer@rfs.nsw.gov.au



The **RIW course** is a NSW RFS foundation level course. [Click here to learn more about the different bands within the NSW RFS Training Framework.](#)

2.4 Code of Conduct and Ethics Workshop (CEW)

OVERVIEW

The Conduct & Ethics Workshop (CEW) supports the attainment of skills and knowledge required for applying ethical conduct and accountability required of all members of the NSW RFS in accordance with Service Standard 1.1.7 Code of Conduct & Ethics.

UNITS OF COMPETENCY

CODE	TITLE
PSPETH001	Uphold the values and principles of public service

PRE-REQUISITES AND CO-REQUISITES

NIL

National pre-requisite

NIL

CONTENT

- NSW RFS Values
- Breaches and sanctions
- Reporting wrong doing
- Public Interest Disclosures (PID)
- Ethical leadership and decision making
- Acting in the public interest
- Accountability
- Conflicts of interest
- Gifts and benefits
- Public comment (incl. social media)
- Intellectual property
- NSW RFS resources

DELIVERY DETAILS

CEW is currently delivered at a state level, however, it will be rolled out and delivered at a district level in 2018.

CONTACT DETAILS

Professional Standards Unit professional.standards@rfs.nsw.gov.au



The **CEW course** is a NSW RFS foundation level course. [Click here to learn more about the different bands within the NSW RFS Training Framework.](#)

2.5 Bush Firefighter (BF)

OVERVIEW

Bush Firefighter (BF) is an internal program for members to carry out bush firefighting activities under direct supervision.

It is designed to enable suitable members to operate within a supervised team of firefighters using relevant equipment and communications to control bush fires safely and effectively.

UNITS OF COMPETENCY

CODE	TITLE
PUAFIR215	Prevent injury (fire specific)
PUAFIR204B	Respond to wildfire
PUAOPE013A	Operate communications systems and equipment
PUATEA001B	Work in a team
PUAEQU001B	Prepare, maintain and test response equipment
PUATEA004D	Work effectively in a public safety organisation

PRE-REQUISITES AND CO-REQUISITES

Internal pre-requisite

- Members must successfully complete SI and VI before commencing training or assessment in BF.

National pre-requisite

PUAFIR215 Prevent injury is a prerequisite for both:

- PUAFIR204B Respond to wildfire
- PUAEQU001B Prepare, maintain and test response equipment

CONTENT

- Firefighter safety principles
- Basic principles of fire
- First attack firefighting
- Bush fire behaviour factors
- Bush fire development
- Examples of bush fires
- Hazards and precautions
- Hand tools, knapsacks, ropes and ladders
- Hoses and small gear
- Water supply and equipment
- Bush firefighting techniques
- Bush fire hazard reduction
- Bush firefighting teamwork
- Radio communications

DELIVERY DETAILS

BF delivery is coordinated at a district level. Members can access and complete the theory component of BF online by accessing fuel.rfs.nsw.gov.au and entering their MyRFS login details.

CONTACT DETAILS

Local Training Officers or local officers responsible for Learning and Development.



The **BF course** is a NSW RFS foundation level course. [Click here to learn more about the different bands within the NSW RFS Training Framework.](#)

BF ONLINE MODULES

- Bush fire attack
 - Bush fire attack 1
 - Bush fire attack 2
 - Bush fire attack 3
- Bush fire behaviour
- Basic fire theory
- First attack firefighting
- Firefighter safety
 - Firefighter safety 1
 - Firefighter safety 2
- Firefighting Equipment
 - Firefighting equipment 1
 - Firefighting equipment 2
 - Firefighting equipment 3
 - Firefighting equipment 4
- Firefighting teamwork
- Grassfire attack
- Grassfire behaviour
- Hazard reduction
- Incident Control Systems
- Operating Communications Equipment
 - Operating communications equipment 1
 - Operating communications equipment 2
 - Operating communications equipment 3



2.6 Village Firefighter (VF)

OVERVIEW

Village Firefighter (VF) is an internal program for members to carry out small structural, vehicle and similar 'village' firefighting activities under supervision.

It is designed to enable suitable members to work within a supervised team of firefighters using relevant equipment and communications to control village type fires safely and effectively.



VF is the minimum standard needed for members to attend and actively participate in fighting village type fires.

UNITS OF COMPETENCY

CODE	TITLE
PUAFIR218	Respond to isolated structure fire
PUAFIR203B	Respond to urban fire (part of)

PRE-REQUISITES AND CO-REQUISITES

Internal pre-requisites

- Members must successfully complete BF before commencing training or assessment in VF.

National pre-requisites and co-requisites

- The prerequisite for PUAFIR218 Respond to isolated structure fire is PUAFIR215 Prevent injury.
- The co-requisite for PUAFIR218 Respond to isolated structure fire is PUATEA001B Work in a team.

CONTENT

- Characteristics and hazards
- Village firefighting equipment
- Drill work
- Structure fires
- Interface firefighting
- Motor vehicle accidents
- Flammable liquid fires
- Flammable gas fires
- Fires involving electricity
- Hazardous material incidents

DELIVERY DETAILS

VF delivery is coordinated at a district level. Members will soon be able to access and complete the theory component of VF online by accessing fuel.rfs.nsw.gov.au and entering their MyRFS login details.

CONTACT DETAILS

Local Training Officers or local officers responsible for Learning and Development.



The **VF course** is a NSW RFS foundation level course. [Click here to learn more about the different bands within the NSW RFS Training Framework.](#)

Technical

2.7 Advanced Program Introduction (API)

OVERVIEW

Advanced Programs Introduction (API) is an internal qualification to provide members with the level of competency needed to work as a member of a team or as an individual without the need for constant direct supervision. It is designed to enable suitable members with experience and applied expertise to work at incidents or with an interest in progressing into other functions at an advanced level of responsibility.

UNITS OF COMPETENCY

CODE	TITLE
PUATEA002B	Work autonomously

PRE-REQUISITES AND CO-REQUISITES

Internal pre-requisites

- Members must successfully complete BF before commencing training or assessment in API.

National pre-requisites and co-requisites

- The prerequisite for PUATEA002B Work autonomously is PUATEA001B Work in a team (covered in BF)

CONTENT

- Key roles for advanced firefighters
- Managing yourself
- Standard Operating Procedures (SOPs)
- Safety
- Supporting your leader
- Managing team issues
- Decision making
- Adaptability and situational awareness
- Coaching and mentoring
- Taking the lead
- Giving and receiving feedback
- Debriefing

DELIVERY DETAILS

API delivery is coordinated at a district level.

CONTACT DETAILS

Local Training Officers or local officers responsible for Learning and Development.



The **API course** is a NSW RFS technical level course. [Click here to learn more about the different bands within the NSW RFS Training Framework.](#)

2.8 Crew Safety and Welfare (CSW)

OVERVIEW

Crew Safety and Welfare (CSW) is an internal program for members to carry out bush firefighting and associated functions safely using knowledge, skills and experience gained to this advanced level.

It is designed to enable suitable members to perform at the level required to control bush fires and perform other functions safely and effectively while working under orders, but without constant direct supervision.

UNITS OF COMPETENCY

CODE	TITLE
PUAOHS002B	Maintain safety at an incident scene

PRE-REQUISITES AND CO-REQUISITES

Internal pre-requisites

- Members must have successfully completed BF and be currently undertaking API before commencing training or assessment in CSW.

National pre-requisites and co-requisites

- The prerequisite for PUAOHS002B Maintain safety at an incident scene is PUAFIR215 Prevent Injury (covered in BF)

CONTENT

- Work Health Safety in the NSW RFS
- Risk Assessment at an incident scene
- The hierarchy of controls
- Dynamic risk assessment
- Human error and violations
- Active and latent failures
- Human factors
- Interpersonal communications
- Resolving interpersonal communications
- Fire Crew Resource Management
- Tools for detecting and avoiding error
- Tools for reducing impact of error
- The influence of culture on safety

DELIVERY DETAILS

CSW delivery is coordinated at a district level.

CONTACT DETAILS

Local Training Officers or local officers responsible for Learning and Development.



The **CSW course** is a NSW RFS technical level course. [Click here to learn more about the different bands within the NSW RFS Training Framework.](#)

2.9 Wild Fire Behaviour (WFB)

OVERVIEW

The Wildfire Behaviour (WFB) program enables an advanced understanding of bushfire behaviour necessary to cover bush and grass fire behaviour.

It is designed to enable suitable members to use standard fire prediction and weather tools to calculate fire spread.

UNITS OF COMPETENCY

CODE	TITLE
NIL	NIL

PRE-REQUISITES AND CO-REQUISITES

Internal pre-requisites

- Members must have successfully completed BF and be currently undertaking API before commencing training or assessment in WFB.

National pre-requisites and co-requisites

- NIL

CONTENT

- Wildfire tools
- Wildfire suppression
- Using instruments and prediction meters
- Weather
- Hazard reduction burning

DELIVERY DETAILS

WFB delivery is coordinated at a district level.

CONTACT DETAILS

Local Training Officers or local officers responsible for Learning and Development.



The **WFB course** is a NSW RFS technical level course. [Click here to learn more about the different bands within the NSW RFS Training Framework.](#)

2.10 Navigation (NAV)

OVERVIEW

Navigation is an internal program for members required to navigate in urban and rural environments.

It is designed to enable suitable members to work at incidents and/or perform roles in the NSW RFS requiring navigation and mapping skills.

UNITS OF COMPETENCY

CODE	TITLE
PUAOPE003B	Navigate in urban and rural environments

PRE-REQUISITES AND CO-REQUISITES

Internal pre-requisites

- Members must have successfully completed BF and be currently undertaking API before commencing training or assessment in NAV.

National pre-requisites and co-requisites

- NIL

CONTENT

- Map reading
- Global Positioning System (GPS)
- Shape/relief of the ground
- Using a compass
- Navigating across country
- Route planning
- Position fixing
- Incident mapping

DELIVERY DETAILS

NAV delivery is coordinated at a district level.

CONTACT DETAILS

Local Training Officers or local officers responsible for Learning and Development.



The **NAV course** is a NSW RFS technical level course. [Click here to learn more about the different bands within the NSW RFS Training Framework.](#)

2.11 Hydraulics (HYD)

OVERVIEW

Hydraulics is an internal program for members to carry out pumping operations without the need for constant direct supervision.

It is designed to enable suitable members to operate pumps, calculate and deliver adequate flow rates and pressure safely and effectively while working autonomously under orders.

UNITS OF COMPETENCY

CODE	TITLE
PUAFIR309B	Operate pumps

PRE-REQUISITES AND CO-REQUISITES

Internal pre-requisites

- Members must have successfully completed BF and be currently undertaking API before commencing training or assessment in HYD.

National pre-requisites and co-requisites

- The pre-requisite for PUAFIR309B Operate pumps is PUAEQU001B Prepare, maintain and test response equipment (covered in BF).

CONTENT

- Determination of water supply capacity
- Discharge and flow rates
- Hand signals
- Positioning pumps
- Jet reaction
- Power train for pump
- Principles of hydraulics
- Principles of priming and operating pumps
- Pump components, gauges and controls
- Relay pumping
- Simple hydraulic calculations including friction loss
- Types of foam concentrate
- Types of pumps and primers

DELIVERY DETAILS

HYD delivery is coordinated at a district level.

CONTACT DETAILS

Local Training Officers or local officers responsible for Learning and Development.



The **HYD course** is a NSW RFS technical level course. [Click here to learn more about the different bands within the NSW RFS Training Framework.](#)

Supervision

2.12 Crew Leader (CL)

Crew Leader Wildfire (CLW)

OVERVIEW

Crew Leader Wildfire is an internal program designed to enable suitable members to supervise a crew at a wildfire incident.

UNITS OF COMPETENCY

CODE	TITLE
PUAFIR303B	Suppress Wildfire

PRE-REQUISITES AND CO-REQUISITES

Internal pre-requisites

- Members must have successfully completed Advanced Firefighter (including API, CSW, HYD, NAV & WFB).

National pre-requisites and co-requisites

- The pre-requisite for PUAFIR303B Suppress Wildfire is PUAFIR204A Respond to Wildfire.

CONTENT

- Characteristics of wildfires
- Hazards and precautions
- Going to a wildfire
- Fighting a wildfire
- Offensive firefighting strategies
- Defensive firefighting strategies
- After the fire

DELIVERY DETAILS

CLW delivery is coordinated at a district level.

CONTACT DETAILS

Local Training Officers or local officers responsible for Learning and Development.



The **CLW course** is a NSW RFS supervision level course. [Click here to learn more about the different bands within the NSW RFS Training Framework.](#)

Crew Leader Village (CLV)

OVERVIEW

Crew Leader Village is an internal program designed to enable suitable members to supervise a crew at village type incidents.

UNITS OF COMPETENCY

CODE	TITLE
PUAFIR202A	Respond to Isolated/Remote Structure Fire

PRE-REQUISITES AND CO-REQUISITES

Internal pre-requisites

- Members must have successfully completed:
 - VF
 - Advanced Firefighter (including API, CSW, HYD, NAV & WFB)

National pre-requisites and co-requisites

- The pre-requisite for PUAFIR302A Suppress Urban Fire is PUAFIR202A Respond to Isolated/Remote Structure Fire (covered in VF)

CONTENT

- Procedures for reporting and recording details of incidents
- Firefighting agents, their suitability for various classes of fire
- Characteristics of village incidents
- Safety hazards and precautions
- Firefighting strategies
- Working as a team
- Safe use of village firefighting tools and equipment

DELIVERY DETAILS

CLV delivery is coordinated at a district level.

CONTACT DETAILS

Local Training Officers or local officers responsible for Learning and Development.



The **CLV course** is a NSW RFS supervision level course. [Click here to learn more about the different bands within the NSW RFS Training Framework.](#)

Crew Leader Supervision (CLS)

OVERVIEW

Crew Leader Supervision is an internal program designed to enable suitable members to:

- Control a small incident,
- Command a small SECTOR,
- Lead a Strike Team or a Task Force
- Provide general leadership and supervisory skills.

UNITS OF COMPETENCY

CODE	TITLE
PUAOPE012A	Control a Level 1 Incident

PRE-REQUISITES AND CO-REQUISITES

Internal pre-requisites

- Members must have successfully completed CLW.

National pre-requisites and co-requisites

- The pre-requisite for PUAOPE02A Control a Level 1 incident is PUAFIR303B Suppress Wildfire (covered by CLW)

CONTENT

- Brigade leadership
- Stages of an operation
- Fireground management
- Roles on the fireground

DELIVERY DETAILS

CLS delivery is coordinated at a district level.

CONTACT DETAILS

Local Training Officers or local officers responsible for Learning and Development.



The **CLS course** is a NSW RFS supervision level course. [Click here to learn more about the different bands within the NSW RFS Training Framework.](#)

Command

2.13 Group Leader (GL)

OVERVIEW

The Group Leader internal qualification is made up of two training components Group Leader Analysis (GLA) and Group Leader Command (GLC). The courses are combined and many of the exercises from GLA are built upon further in GLC.

Group Leader is designed to enable suitable members to take on the role of an Incident Controller at a medium scale incident (Level 2 incident as defined by AIIMS), a task force or division commander at a larger incident, or an Operations Officer at a medium scale (Level 2 AIIMS) incident.

UNITS OF COMPETENCY

CODE	TITLE
PUAOPE016A	Manage a multi-team sector*
PUAOPE018A	Control a level 2 incident*
PUAOPE023A	Manage operations for a level 2 incident*



***To achieve the above listed units of competency and to receive GL certification both GLA and GLC must be successfully completed.**

PRE-REQUISITES AND CO-REQUISITES

Internal pre-requisites

- Members must have successfully completed:
 - CLS
 - CBD

National pre-requisites and co-requisites

- The pre-requisite for PUAOPE016A Manage a multi-team sector is PUAFIR302B Suppress urban fire, OR PUAFIR303B Suppress wildfire
- The pre-requisite for PUAOPE018A Control a level 2 incident is PUAOPE012A Control a level 1 incident (Fire sector specific)
- The pre-requisite for PUAOPE023A Manage operations for a level 2 incident is:
 - PUAOPE005A Conduct briefings and debriefings (Fire sector specific)
 - PUAOPE016A Manage a multi team sector (Fire sector specific)



Before a candidate is assessed as competent in PUAOPE023A Manage operations for a level 2 incident they must first be deemed competent in the final assessment scenario acting as a Sector/Division Commander where PUAOPE016A Manage a multi-team sector is assessed.

GLA CONTENT

- Roles of Group Officers
- Defining firefighting roles
- Revision of fire behaviour
- Fuel load and arrangement
- Seasonal effects on fuel
- Weather effects on fuel
- Weather reading and maps
- Atmospheric stability
- Weather variables
- Weather forecasts and warnings
- Special safety warnings
- Fire intensity
- Fire prediction tools
- Project VESTA
- Suppression strategies
- Suppression resources and capabilities
- Scoping and planning operations
- Supervising operations

GLC CONTENT

- Revision of GLA
- Pre-incident plans
- Hazard identification
- Group and district PIPs
- Structural and transportation hazards
- Response strategies and SOPs
- Resource identification and location
- Incident Control System (ICS)
- Applying ICS and ARSO
- Escalation and handover
- Dynamic planning
- PIPs evolving into IAPs
- Units, strike teams, task forces
- Sectors and divisions
- Staging and assembly areas
- Resource management tools
- Fixed and mobile command posts

DELIVERY DETAILS

GL delivery is coordinated at a district or regional level.

CONTACT DETAILS

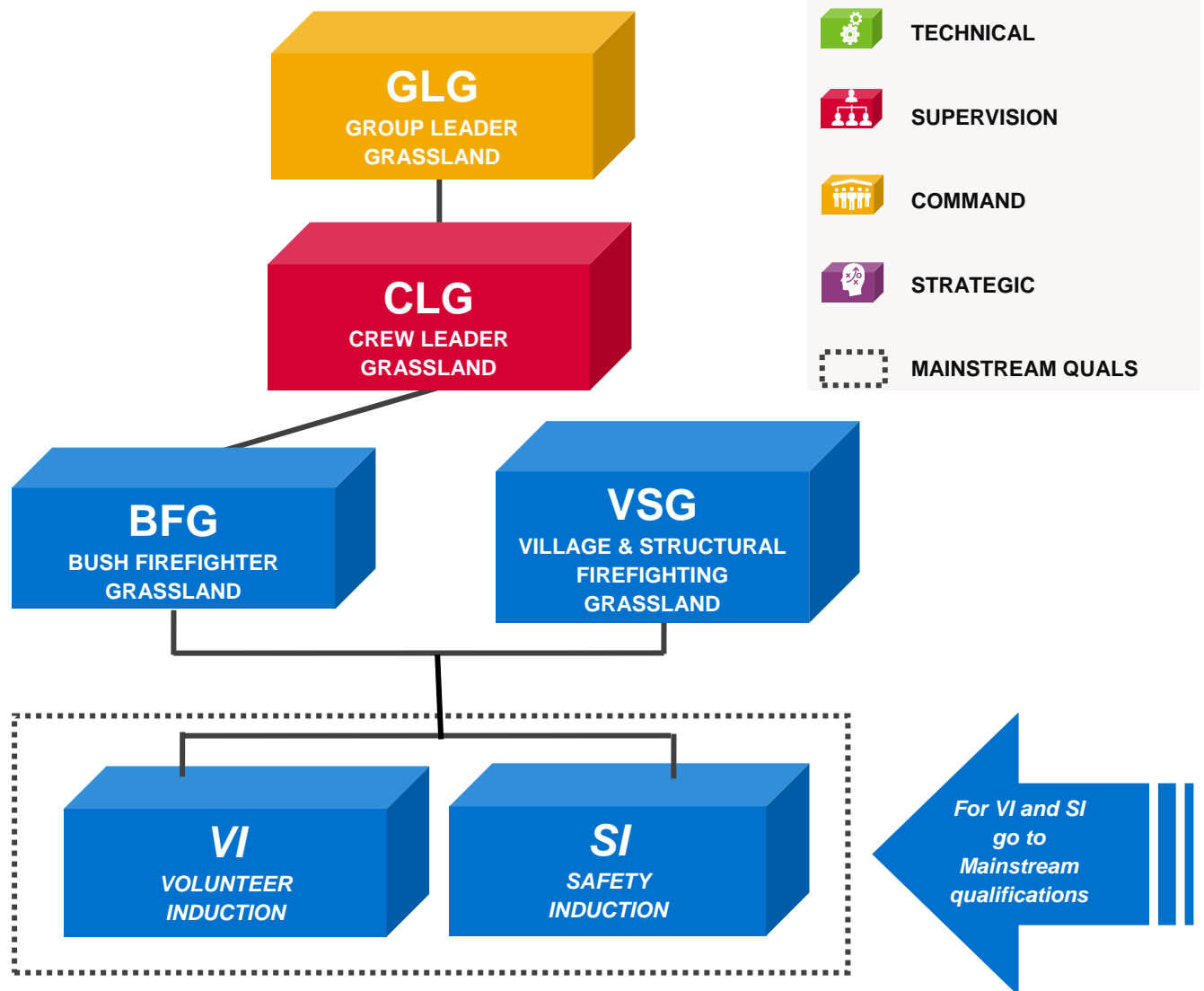
Local Training Officers or local officers responsible for Learning and Development.



The **GL course** is a NSW RFS command level course. [Click here to learn more about the different bands within the NSW RFS Training Framework.](#)

3. Grassland qualifications

Pathway overview



IMPORTANT – The grassland programs are designed to meet the needs of rural and remote (i.e. farm based, self-help type) grassland brigades. Whilst these training programs draw on the training of mainstream programs, the Grasslands training is condensed and DOES NOT align with National Units of Competency.

Foundation

3.1 Bush Firefighter Grassland (BFG)

OVERVIEW

Bush Firefighter Grassland (BFG) is an internal program which provides basic firefighting knowledge and skills for members of remote rural (i.e. farm-based, self-help) brigades.

The program is designed to provide the minimum standard needed for members to actively participate in fighting bush fires in grassland areas.

UNITS OF COMPETENCY

CODE	TITLE
NIL	NIL

PRE-REQUISITES AND CO-REQUISITES

Internal pre-requisites

- New members must successfully complete SI and VI before commencing training or assessment in BFG.

CONTENT

- Safety during firefighting
- Bush and grass fire behaviour
- Firefighting techniques
- Radio communications
- Use of fire extinguishers
- Tankers and equipment

DELIVERY DETAILS

BFG delivery is coordinated at a district level.

CONTACT DETAILS

Local Training Officers or local officers responsible for Learning and Development.



The **BFG course** is a NSW RFS foundation level course. [Click here to learn more about the different bands within the NSW RFS Training Framework.](#)

3.2 Village and Structural Firefighting Grassland (VSG)

OVERVIEW

Village and Structural Firefighting Grassland (VSG) is an internal program which provides firefighting knowledge and skills relating to vehicle and small structural firefighting for members of remote rural (i.e. farm-based, self-help) brigades.

The program is designed to provide the minimum standard needed for members to actively participate in fighting such fires in grassland areas.

UNITS OF COMPETENCY

CODE	TITLE
NIL	NIL

PRE-REQUISITES AND CO-REQUISITES

Internal pre-requisites

- Members must successfully complete BFG before commencing training or assessment in VSG.

CONTENT

- Vehicle fires and incidents
- Heavy machinery firefighting
- Rural structural firefighting
- Hazardous materials (hazmat) incidents
- Pumping water for firefighting
- Incident control system

DELIVERY DETAILS

VSG delivery is coordinated at a district level.

CONTACT DETAILS

Local Training Officers or local officers responsible for Learning and Development.



The **VSG course** is a NSW RFS foundation level course. [Click here to learn more about the different bands within the NSW RFS Training Framework.](#)

Supervision

3.3 Crew Leader Grassland (CLG)

OVERVIEW

Crew Leader Grassland (CLG) is an internal program which provides firefighting knowledge and skills relating to vehicle and small structural firefighting for members of remote rural (i.e. farm-based, self-help) brigades.

The program is designed to build the capability of brigade field officers to ensure they are capable of accurate fire incident size-up, decision making and communicating effectively to firefighters.

UNITS OF COMPETENCY

CODE	TITLE
NIL	NIL

PRE-REQUISITES AND CO-REQUISITES

Internal pre-requisite

- Members must successfully complete BFG before commencing training or assessment in CLG.
- Members must be either:
 - A brigade field officer (Deputy Captain or higher), or;
 - A prospective brigade field officer who has successfully completed BFG

CONTENT

- Role of a Crew Leader
- Characteristics of grassland fires
- Grassland firefighting hazards
- Rescue and grass fires
- Suppression of grass fires
- Fire breaks and back burning
- Grassland firefighting vehicles
- Use of aircraft and machinery
- Operational management at grass fires
- First attack firefighting – vehicles and structures

DELIVERY DETAILS

CLG delivery is coordinated at a district level.

CONTACT DETAILS

Local Training Officers or local officers responsible for Learning and Development.



The **CLG course** is a NSW RFS supervision level course. [Click here to learn more about the different bands within the NSW RFS Training Framework.](#)

Command

3.4 Group Leader Grassland (GLG)

OVERVIEW

Group Leader Grassland (GLG) is an internal program which provides group officers (or prospective group officers) who manage small to medium scale grassland fires

The program is designed to build the capability of officers to ensure they are capable of safely and effectively commanding multiple sets of firefighting crews over a reasonably wide area, and recognise and operate within their limitations.

UNITS OF COMPETENCY

CODE	TITLE
NIL	NIL

PRE-REQUISITES AND CO-REQUISITES

Internal pre-requisite

- Members must successfully complete CLG before commencing training or assessment in GLG
- Members must be either:
 - A group officer (Deputy Group Captain or higher), or;
 - A prospective group officer who has successfully completed CLG

CONTENT

- Mapping
- Fire weather
- Fire behaviour
- Incident Control System
- Operations
- Co-ordination
- Incident action plans

DELIVERY DETAILS

GLG delivery is coordinated at a district level.

CONTACT DETAILS



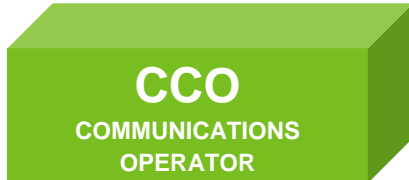



Local Training Officers or local officers responsible for Learning and Development.



The **GLG course** is a NSW RFS command level course. [Click here to learn more about the different bands within the NSW RFS Training Framework.](#)

4. Support qualifications

Overview

PRE-REQUISITE(S)	PROGRAMS	PURPOSE
1. BUSH FIREFIGHTER & VILLAGE FIREFIGHTER EQUIPMENT SUPPORT		
VF		Designed for members who are likely to support other firefighters using BA, or supervise firefighting activities at which BA is in use.
SI & VI		Designed for non-firefighting members from within the NSW RFS who may operate in the vicinity of bush fires in a support role (under supervision)
2. COMMUNICATIONS SUPPORT		
CCA, API, CSW & WFB		Designed to equip members with the knowledge and skills to operate autonomously in an operations centre or communications cell.
BF or BFS		Designed to equip members with the level of competency needed to work within a team to activate a Fire Communications Centre
3. CATERING SUPPORT		
CAT, NAV & LDP or CL (theory)		Designed to equip members with the skills and knowledge required to follow food hygiene procedures that comply with NSW Food Authority requirements.
SI & VI		Designed to provide members with the skills needed to prepare food in support of NSW RFS activities.

Foundation

4.1 Bush Firefighter Support (BFS)

OVERVIEW

Bush Fire Support (BFS) is an internal program for non-firefighting members from within the NSW RFS who may operate in the vicinity of bush fires in a support role (under supervision).

The program meets the Service's health and safety obligation to ensure that such members receive sufficient training prior to entering a fireground area.

UNITS OF COMPETENCY

CODE	TITLE
PUAFIR215	Prevent injury (fire specific)
PUAOPE013A	Operate communications systems and equipment
PUATEA001B	Work in a team
PUAEQU001B	Prepare, maintain and test response equipment
PUATEA004D	Work effectively in a public safety organisation

PRE-REQUISITES AND CO-REQUISITES

Internal pre-requisites

- Members must successfully complete SI and VI before commencing training or assessment in BFS.

National pre-requisites

- PUAFIR215 Prevent injury is a pre-requisite for PUAEQU001B Prepare, maintain and test response equipment

CONTENT

- Firefighter safety principles
- Basic principles of fire
- First attack firefighting
- Bush fire behaviour factors
- Hazards and precautions
- Bush firefighting techniques
- Bush fire hazard reduction
- Bush firefighting teamwork
- Radio communications

DELIVERY DETAILS

BFS delivery is coordinated at a district level.

CONTACT DETAILS

Local Training Officers or local officers responsible for Learning and Development.



The **BFS course** is a NSW RFS foundation level course. [Click here to learn more about the different bands within the NSW RFS Training Framework.](#)

4.2 Communications Assistant (CCA)

OVERVIEW

The Communications Centre Assistant (CCA) is an internal program which provides members with the knowledge and skills to work within a team to activate a Fire Communications Centre.

It is designed to enable suitable members to use radios and the radio network, understand basic command and control principles, operate telephony and recording information and use basic mapping skills.

UNITS OF COMPETENCY

CODE	TITLE
PUACOM001C	Communicate in the workplace
PUAECO001A	Operate telephony systems
PUACO002A	Process emergency incident calls and enquiries
PUACO006A	Read and interpret maps
PUASES012A	Work as a team member in an emergency operations centre

PRE-REQUISITES AND CO-REQUISITES

Internal pre-requisites

- Members must have successfully completed BF or BFS before commencing training or assessment in CCA.

National pre-requisite

- NIL

CONTENT

- Activating, operating and closing a FIRECOM, emergency operation centre or communications cell
- Tracking and recording tasks and resource locations using appropriate disposition and tools
- Using radios, telephones, computers and other communications systems Communication procedures
- Using weather, mapping and incident reporting software to gather intelligence for the Incident Controller to make operational decisions

DELIVERY DETAILS

CCA delivery is coordinated at a district level.

CONTACT DETAILS

Local Training Officers or local officers responsible for Learning and Development.



The **CCA course** is a NSW RFS foundation level course. [Click here to learn more about the different bands within the NSW RFS Training Framework.](#)

4.3 Catering Assistant (CAT)

OVERVIEW

The Catering Assistant (CAT) is a program which provides members with the skills needed to prepare food in support of NSW RFS activities.

It is designed to equip members with the basic skills and knowledge required to follow relevant food hygiene procedures while assisting with catering activities.

UNITS OF COMPETENCY

CODE	TITLE
NIL	NIL

PRE-REQUISITES AND CO-REQUISITES

Internal pre-requisites

- Members must have successfully completed SI and VI before commencing training or assessment in CAT.

National pre-requisite

- NIL

CONTENT

- Need for hygiene
- Risk of food poisoning
- Personal hygiene
- Food handling and storage

DELIVERY DETAILS

CAT delivery is outsourced to a third party provider.

CONTACT DETAILS

Local Training Officers or local officers responsible for Learning and Development.



The **CAT course** is a NSW RFS foundation level course. [Click here to learn more about the different bands within the NSW RFS Training Framework.](#)

Technical

4.4 Breathing Apparatus Support (BAS)

OVERVIEW

Breathing Apparatus Support (BAS) is an internal program for members not qualified in the use of compressed air breathing apparatus (BA), but who are likely to support other firefighters using BA, or supervise firefighting activities at which BA is in use.

It is designed to provide an option for a member with only Village Firefighter (VF) certification to achieve a similar level of competency. That is, to enable them to provide supporting activities when BA is in use, including acting as a Breathing Apparatus Control Officer (BACO).

UNITS OF COMPETENCY

CODE	TITLE
NIL	NIL

PRE-REQUISITES AND CO-REQUISITES

Internal pre-requisites

- Members must have successfully completed VF before commencing training or assessment in BAS.

National pre-requisite

- NIL

CONTENT

- Hazards and CABA awareness
- CABA procedures awareness
- Compressed air breathing apparatus awareness

DELIVERY DETAILS

BAS delivery is coordinated at a district level.

CONTACT DETAILS

Local Training Officers or local officers responsible for Learning and Development.



The **BAS course** is a NSW RFS technical level course. [Click here to learn more about the different bands within the NSW RFS Training Framework.](#)

4.5 Communications Operator (CCO)

OVERVIEW

The Communications Operator (CCO) is an internal program which provides members with the knowledge and skills to operate autonomously in an NSW RFS operations centre or communications cell.

It is designed to provide suitable members with the skills to establish and operate a NSW RFS communications network with or without direct supervision or assistants.

UNITS OF COMPETENCY

CODE	TITLE
PUAECO005A	Dispatch resources from within an emergency communications centre
PUAECO003A	Operate and control radio network
PUASES010A	Plan, activate and maintain a communications network (partial)

PRE-REQUISITES AND CO-REQUISITES

Internal pre-requisites

- Members must have successfully completed
 - CCA
 - API, CSW and WFB (or attended the theory sessions of the superseded Advanced Firefighter Principles program)
 - ICS

National pre-requisite

- PUAOPE013A Operate communications systems and equipment (covered in the BF/BFS program)

CONTENT

- Activating, operating and closing a communications network
- Ensuring flow of communication is maintained between comms cells, the IC, other sections of the NSW RFS and other organisations
- Effective liaison to manage a communications plan
- Using weather, mapping and incident reporting software to gather intelligence for the Incident Controller to make operational decisions

DELIVERY DETAILS

CCO delivery is coordinated at a district level.

CONTACT DETAILS

Local Training Officers or local officers responsible for Learning and Development.



The **CCO course** is a NSW RFS technical level course. [Click here to learn more about the different bands within the NSW RFS Training Framework.](#)

Supervision

4.6 Catering Crew Leader (CCL)

OVERVIEW

Catering Crew Leader (CCL) is a program, which provides members with the skills needed to coordinate a crew preparing food in support of NSW RFS activities.

It is designed to equip members with the skills and knowledge required to follow food hygiene procedures that comply with NSW Food Authority requirements.

UNITS OF COMPETENCY

CODE	TITLE
SITXOHS002A	Follow workplace hygiene procedures
SITXFSA001A	Implement food safety procedures

PRE-REQUISITES AND CO-REQUISITES

Internal pre-requisites

- Members must have successfully completed
 - BF or BFS
 - CAT
 - NAV
 - LDP or CL theory training

National pre-requisite

- SITXOHS002A Follow workplace hygiene procedures is a prerequisite for SITXFSA001A Implement food safety procedures

CONTENT

- Operation of equipment (incl. temperature probe)
- Overview of federal and state food safety requirements
- Overview of food handling (incl. major causes of contamination)
- Cleaning and sanitising equipment

DELIVERY DETAILS

CCL delivery is by an external provider.

CONTACT DETAILS

Local Training Officers or local officers responsible for Learning and Development.



The **CCL course** is a NSW RFS supervision level course. [Click here to learn more about the different bands within the NSW RFS Training Framework.](#)


5. Specialist qualifications

Overview

BLS BASIC LIFE SUPPORT	TFT TRIM/CROSS CUT FELLED TREES	SWR SAFE WORKING ON ROOFS	CFU COMMUNITY FIRE UNITS	BAO BREATHING APPARATUS OPERATOR
ASF ADVANCED STRUCTURAL FIREFIGHTING	USR URBAN SEARCH AND RESCUE	RFD RURAL FIRE DRIVING	TCO TRAFFIC CONTROL OPERATOR	PPS PROTECT AND PRESERVE INCIDENT SCENE
PAIRO PARTICIPATE IN A RESCUE OPERATION	RCR ROAD CRASH RESCUE	PSO POLE SAW OPERATOR	ART ADVANCED RESUCITATION RECHNIQUES	FAA FIRST AID APPLICATION
TFI TREE FELLING INTERMEDIATE	TFF TREE FELLING FIRELINE	EQO EQUIPMENT OFFICER	ORD OFF ROAD DRIVING	HIT HELICOPTER INSERTION TECHNIQUES

	FOUNDATION
	TECHNICAL
	SUPERVISION
	COMMAND
	STRATEGIC

DTW DOWN THE WIRE TECHNICIAN	FBA FIRE BEHAVIOUR ANALYST	WFI WILDFIRE INVESTIGATION	SFI STRUCTURAL FIRE INVESTIGATION	PBP DEVELOP PRESCRIBED BURNING PLAN
SAA SAFETY ADVISOR	ORE OPERATE IN REMOTE ENVIRONMENTS	HUET HELICOPTER UNDERWATER ESCAPE TRAINING	ASAR AIR SEARCH AND RESCUE	SLO SLING LOAD OPERATIONS
CRM-A CREW RESOURCE MANAGEMENT AVIATION	BCO BRUSHCUTTER OPERATION	RAFA REMOTE AREA FIRST AID	CBD CONDUCT BRIEFINGS & DEBRIEFINGS	HPS HEAVY PLANT SUPERVISOR
LDP LEADING PEOPLE	PBS PRESCRIBED BURN SUPERVISOR	POM PLANT OPERATIONS MANAGER		



Foundation

5.1 Basic Life Support (BLS)

OVERVIEW

The BLS program provides members with the level of competency needed to provide basic emergency life support to members of the service and members of the public.

It is intended that all members have access to this life saving training, but as a minimum there must be sufficiently trained members within each brigade to ensure at least one person in any location has this skill set.

UNITS OF COMPETENCY

CODE	TITLE
HLTFA211A	Provide basic emergency life support
HLTAID002	Provide basic emergency life support

PRE-REQUISITES AND CO-REQUISITES

Internal pre-requisites

- Members must have successfully completed SI and VI.

National pre-requisites and co-requisites

- NIL



CONTENT

- Principles of first aid
- DRSABCD action plan
- Cardio pulmonary resuscitation (CPR)
- Automated external defibrillator
- Unconscious casualties
- Medical conditions
- Bleeding
- Heart attack and chest pains
- Shock
- Burns
- Allergies

DELIVERY DETAILS

When released BLS delivery will be coordinated at a district level. Members will soon be able to access and complete the theory component of BLS online by accessing fuel.rfs.nsw.gov.au and entering their MyRFS login details.

CONTACT DETAILS

Local Training Officers or local officers responsible for Learning and Development.



The **BLS course** is a NSW RFS foundation level course. [Click here to learn more about the different bands within the NSW RFS Training Framework.](#)

5.2 Trim/Cross Cut Felled Trees (TFT)

OVERVIEW

Trim and Cross Cut Felled Trees is an internal program for members who use chain saws at basic level. It is designed to enable suitable members to carry out basic activities (cross cut fallen trees) requiring the use of chainsaws.

UNITS OF COMPETENCY

CODE	TITLE
FPICOT2239A	Trim and cut felled trees

PRE-REQUISITES AND CO-REQUISITES

Internal pre-requisites

- Members must have successfully completed BF.

National pre-requisites and co-requisites

- NIL

CONTENT

- Professional attitude
- Occupational hazards and personal safety
- Personal equipment
- Power head
- Cutting attachments
- Chain maintenance
- Kickback
- Cross cutting principles

DELIVERY DETAILS

TFT delivery is coordinated at a district level.

CONTACT DETAILS

Local Training Officers or local officers responsible for Learning and Development.



The **TFT course** is a NSW RFS foundation level course. [Click here to learn more about the different bands within the NSW RFS Training Framework.](#)

5.3 Safe Working on Roofs (SWR)

OVERVIEW

Safe Working on Roofs is an internal program to enable members to work on roofs using safety systems to carry out emergency repairs after storms and fires.

UNITS OF COMPETENCY

CODE	TITLE
RIIWHS204D	Work safely at heights

PRE-REQUISITES AND CO-REQUISITES

Internal pre-requisites

- Members must have successfully completed BF.

National pre-requisites and co-requisites

- NIL

CONTENT

- Crew roles in roof work
- Working safely
- Roof construction
- Emergency roof repairs

DELIVERY DETAILS

SWR delivery is coordinated at a district level.

CONTACT DETAILS

Local Training Officers or local officers responsible for Learning and Development.



The **SWR course** is a NSW RFS foundation level course. [Click here to learn more about the different bands within the NSW RFS Training Framework.](#)

5.4 Community Fire Units (CFU)

OVERVIEW

Community Fire Unit Operator is an internal program developed to provide members with the skills and knowledge to work within a Community Fire Unit.

It is designed to enable members to understand and use relevant equipment and processes in a coordinated fashion to reduce the risk posed by bushfires within a small operational area.

UNITS OF COMPETENCY

CODE	TITLE
PUAFIR215	Prevent injury (Fire Specific)
PUATEA001B	Work in a team

PRE-REQUISITES AND CO-REQUISITES

Internal pre-requisites

- Members must have successfully completed SI and VI

National pre-requisites and co-requisites

- NIL

CONTENT

- NSW RFS structure and CFU procedures
- Fire danger ratings and bush fire survival plans
- Working safely
- CFU equipment and processes
- Bush fire preparation
- Bush fire behaviour and protecting your property
- First attack firefighting

DELIVERY DETAILS

CFU training is coordinated at a district level.

CONTACT DETAILS

Local Training Officers or local officers responsible for Learning and Development.



The **CFU course** is a NSW RFS foundation level course. [Click here to learn more about the different bands within the NSW RFS Training Framework.](#)

5.5 Breathing Apparatus Operator (BAO)

OVERVIEW

Breathing Apparatus Operator is an internal program for members who undertake interior structural (or similar) firefighting using compressed air breathing apparatus (CABA).

It is designed to take a member with existing Village Firefighter (VF) knowledge and skills, and enable them to attack fires inside structures and carry out similar activities using breathing apparatus, when safe.

UNITS OF COMPETENCY

CODE	TITLE
PUAFIR203B	Respond to urban fire
PUAFIR207B	Operate breathing apparatus

PRE-REQUISITES AND CO-REQUISITES

Internal pre-requisites

- Members must have successfully completed
 - VF
 - FAA
 - Medical examination specified for BAO

National pre-requisites and co-requisites

- The prerequisite for PUAFIR207B Operate breathing apparatus open circuit is PUAFIR215 Prevent injury.
- The prerequisites for PUAFIR203B Respond to urban fire is PUAFIR15 Prevent injury

CONTENT

- Hazards and CABA
- CABA procedures
- Compressed air breathing apparatus
- Interior structural firefighting

DELIVERY DETAILS

BAO delivery is coordinated at a district level.

CONTACT DETAILS

Local Training Officers or local officers responsible for Learning and Development.



The **BAO course** is a NSW RFS foundation level course. [Click here to learn more about the different bands within the NSW RFS Training Framework.](#)

5.6 Advanced Structural Firefighting (ASF)

OVERVIEW

Advanced Structural Firefighter is an internal program for members who have completed Breathing Apparatus Operator (BAO) training or as an integrated course for members undertaking BAO training for the first time.

It is designed to build on the knowledge and skills attained in Village Firefighter (VF) and BAO, enabling members to work safely whilst attacking fires inside compartments.

UNITS OF COMPETENCY

CODE	TITLE
NIL	NIL

PRE-REQUISITES AND CO-REQUISITES

Internal pre-requisites

- Members must be enrolled in BAO or have successfully completed BAO.

National pre-requisites and co-requisites

- NIL

CONTENT

- Fundamentals of fire
- Fire progression
- Methods of extinguishment
- Fire phenomena and principles
- Door entry procedures
- Burning regimes
- Reading the fire
- Ventilation

DELIVERY DETAILS

ASF delivery is coordinated at a state level.

CONTACT DETAILS

Learning and Development email ld@rfs.nsw.gov.au.



The **ASF course** is a NSW RFS foundation level course. [Click here to learn more about the different bands within the NSW RFS Training Framework.](#)

5.7 Urban Search and Rescue (USR)

OVERVIEW

Urban Search and Rescue is an internal program designed to provide members with the skills to assist with the rescue and removal of surface (lightly trapped) casualties or deceased victims by applying basic search techniques such as carrying out limited debris removal and following safe work practices in accordance with occupational health and safety requirements.

UNITS OF COMPETENCY

CODE	TITLE
PUASAR023A	Participate in an urban search and rescue category 1

PRE-REQUISITES AND CO-REQUISITES

Internal pre-requisites

- Members must have successfully completed:
 - VF
 - PPS
 - Asbestos awareness training

National pre-requisites and co-requisites

- The prerequisites for PUASAR023A Participate in an urban search and rescue category 1 are
 - PUAEME001B Provide emergency care, OR
 - HLTFA211A Provide basic emergency life support

CONTENT

- Overview of Urban Search and Rescue in NSW
- Hazards and risks
- Reconnaissance and survey
- Elimination of utilities
- Primary surface search and rescue
- Access by selected debris removal
- Termination by general debris removal
- Post incident activities and reporting

DELIVERY DETAILS

USR is delivered at a state level.

CONTACT DETAILS

Learning and Development email LD@rfs.nsw.gov.au.



The **USR course** is a NSW RFS foundation level course. [Click here to learn more about the different bands within the NSW RFS Training Framework.](#)

5.8 Rural Fire Driving (RFD)

OVERVIEW

Rural Fire Driving (RFD) is a NSW RFS specialist program for members who drive NSW RFS vehicles on road under a range of operational conditions, including emergency and non-emergency driving.

RFD is designed to develop the necessary knowledge and skills to drive safely by adopting a low risk driving attitude and behaviour that reduces the possibility of the driver being involved in a driving accident.

UNITS OF COMPETENCY

CODE	TITLE
PUAVEH001B	Drive vehicles under operational conditions

PRE-REQUISITES AND CO-REQUISITES

Internal pre-requisites

- Members must have successfully completed BF or BFS.
- Members are encouraged to also have completed API, HYD and NAV.

National pre-requisites and co-requisites

- NIL

CONTENT

- Driving emergency vehicles and the law
- Human factors and driver error
- Readiness and preparation
- Driving an operational vehicle
- Receiving the call
- Response driving
- Arriving at an incident

DELIVERY DETAILS

RFD delivery is coordinated at a district level.

CONTACT DETAILS

Local Training Officers or local officers responsible for Learning and Development.



The **RFD course** is a NSW RFS foundation level course. [Click here to learn more about the different bands within the NSW RFS Training Framework.](#)

5.9 Traffic Control Operator (TCO)

OVERVIEW

The Roads and Traffic Authority (RTA) has designed this training for NSW Emergency Service organisations to provide traffic control at an emergency operation or community event.

The program is designed to provide participants with the knowledge and skills to control traffic at an emergency operation or community event.

UNITS OF COMPETENCY

CODE	TITLE
NIL	NIL

PRE-REQUISITES AND CO-REQUISITES

Internal pre-requisites

- New members must successfully complete SI and VI

CONTENT

- Traffic Controllers' role and responsibilities
- Procedures for performing traffic control duties
- Using a Stop/Slow Bat and/or a Night Wand to control traffic

DELIVERY DETAILS

TCO delivery is coordinated at a district level.

CONTACT DETAILS

Local Training Officers or local officers responsible for Learning and Development.



The **TCO course** is a NSW RFS foundation level course. [Click here to learn more about the different bands within the NSW RFS Training Framework.](#)

5.10 Protect and Preserve Incident Scene (PPS)

OVERVIEW

The Protect and Preserve Incident Scene (PPS) course provides members with the knowledge and skills to protect and preserve an incident scene prior to any investigative activities taking place.

UNITS OF COMPETENCY

CODE	TITLE
PUALAW001B	Protect and Preserve Incident Scene

PRE-REQUISITES AND CO-REQUISITES

Internal pre-requisites

- Members must have successfully completed BF

National pre-requisites and co-requisites

- NIL

CONTENT

- Scene preservation
- Types of incidents
- Overview of investigation of fires
- Causes of bush fires
- Incident referrals
- Responding to the scene
- Fire/incident scene evidence
- Identifying witnesses

DELIVERY DETAILS

PPS delivery is coordinated at the district level.

CONTACT DETAILS

Local Training Officers or local officers responsible for Learning and Development.



The **PPS course** is a NSW RFS foundation level course. [Click here to learn more about the different bands within the NSW RFS Training Framework.](#)

5.11 Participate in a Rescue Operation (PIARO)

OVERVIEW

Participate in a Rescue Operation is an internal NSW RFS program for members to participate in a rescue operation.

The program is designed to provide members with the knowledge and skills to identify and monitor hazards; identify and use rescue equipment; and preserve and protect an incident scene.

UNITS OF COMPETENCY

CODE	TITLE
PUASAR022A	Participate in a rescue operation
PUALAW001B	Protect and preserve incident scene

PRE-REQUISITES AND CO-REQUISITES

Internal pre-requisite

Members must successfully complete BF and FAA before commencing training or assessment in PIARO

National pre-requisite

The pre-requisite for PUASAR022A Participate in a rescue operation is PAUEME001B Provide emergency care (or HLTFA211A Provide basic emergency life support)

CONTENT

- Identify and monitor hazards
- Identify and use rescue equipment
- Capabilities and limitations of rescue equipment
- Casualty handling techniques
- Ropes and knots
- Methods of securing scene
- Observation and listening
- Note taking and reporting
- Organisation and regulatory requirements for taking witness details and information
- Techniques for estimating distance
- Techniques for removing public from scene

DELIVERY DETAILS

PIARO delivery is coordinated at a state level.

CONTACT DETAILS

Remote Area Firefighting & Specialised Operations rafso.training@rfs.nsw.gov.au.



The **PIARO course** is a NSW RFS foundation level course. [Click here to learn more about the different bands within the NSW RFS Training Framework.](#)

5.12 Road Crash Rescue (RCR)

OVERVIEW

Road Crash Rescue is an internal NSW RFS program for members to undertake road crash rescue operation as a member of an accredited rescue unit.

The program is designed to provide members with the knowledge and skills to perform a range of road crash rescue techniques, including scene assessment, and use of a range of rescue equipment.

UNITS OF COMPETENCY

CODE	TITLE
PUASAR024A	Undertake road crash rescue

PRE-REQUISITES AND CO-REQUISITES

Internal pre-requisite

Members must successfully complete PIARO and FAA before commencing training or assessment in RCR

National pre-requisite

The pre-requisite for PUASAR024A Undertake road crash rescue is PUASAR022A Participate in a rescue operation and HLTFA311 Apply first aid (or PAUEME002C Manage injuries at emergency incident)

CONTENT

- Apply emergency care practices
- Apply relevant road crash rescue techniques
- Apply scene management procedures
- Undertake initial (ongoing) scene assessment
- Use rescue equipment in a range of situations
- Methods of access
- Wear appropriate PPE
- Work in a multi-agency environment
- Work in teams

DELIVERY DETAILS

RCR delivery is coordinated at a state level.

CONTACT DETAILS

Remote Area Firefighting & Specialised Operations rafso.training@rfs.nsw.gov.au



The **RCR course** is a NSW RFS foundation level course. [Click here to learn more about the different bands within the NSW RFS Training Framework.](#)

Technical

5.13 Pole Saw Operator (PSO)

OVERVIEW

Pole Saw Operator is an internal NSW RFS program for members to undertake trimming of high branches with a power driven pole saw.

The program is designed to provide members with the knowledge and skills to plan, prepare, and undertake pole saw operation. The program also includes the setup and maintenance of a pole saw.

UNITS OF COMPETENCY

CODE	TITLE
FWPCOT3238	Operate a pole saw

PRE-REQUISITES AND CO-REQUISITES

Internal pre-requisite

Members must successfully complete BF before commencing training or assessment in PSO

National pre-requisite

Nil

CONTENT

- Assess trees and site conditions
- Correctly use PPE/C
- Conduct pre-operational checks
- Trim trees at safe height and angle
- Select / adjust trimming sequence and cutting techniques in response to various tree characteristics
- Conduct operator maintenance
- Characteristics of trees and timber defects

DELIVERY DETAILS

PSO delivery is coordinated at a state level.

CONTACT DETAILS

Remote Area Firefighting & Specialised Operations – rafso.training@rfs.nsw.gov.au



The **PSO course** is a NSW RFS technical level course. [Click here to learn more about the different bands within the NSW RFS Training Framework.](#)

5.14 Advanced Resuscitation Techniques (ART)

OVERVIEW

The Advanced Resuscitation Techniques (ART) course is designed to take a member with First Aid Application (FAA) or equivalent, and train them in advanced resuscitation techniques using oxygen resuscitation equipment, oropharyngeal airways, suction devices, and an Automatic External Defibrillator (AED).

The course is targeted at FAA trained members. NSW RFS brigades, equipped with oxygen resuscitation equipment, should ensure they have adequate ART trained members available when the brigade responds to incidents.

UNITS OF COMPETENCY

CODE	TITLE
HLTFA404C	Apply advanced resuscitation techniques

PRE-REQUISITES AND CO-REQUISITES

Internal pre-requisites

- Members must have successfully completed FAA.

National pre-requisites and co-requisites

- The pre-requisite for HLTFA404C Apply advanced resuscitation techniques is either:
 - HLTFA311A Apply first aid covered by FAA, OR
 - HLTFA211A Provide emergency life support covered by BLS

CONTENT

- Prepare resuscitation equipment ready for use
- Administer oxygen
- Apply bag and mask resuscitation technique
- Operate suction equipment
- Attach and operate and AED
- Restore and maintain equipment

DELIVERY DETAILS

ART delivery is coordinated at a district level.

CONTACT DETAILS

Local Training Officers or local officers responsible for Learning and Development.



The **ART course** is a NSW RFS technical level course. [Click here to learn more about the different bands within the NSW RFS Training Framework.](#)

5.15 First Aid Application (FAA)

OVERVIEW

The First Aid Application program provides members with the level of competency needed to provide first aid to members of the NSW RFS and members of the public.

It is intended that all members have access to this life saving training, but as a minimum there must be sufficiently trained members within each brigade to ensure at least one person in any location has this skill set.



FAA certification has a shelf life of 3 years. If a member is renewing their first aid qualification before its shelf life expires, they may do so by attending a one day FAA recertification course that includes the standard FAA assessment. If the shelf life has expired the full first aid course (two day or equivalent) must be completed.

UNITS OF COMPETENCY

CODE	TITLE
HLTFA311A	Apply first aid
HLTAID003	Provide first aid

PRE-REQUISITES AND CO-REQUISITES

Internal pre-requisites

- NIL

National pre-requisites and co-requisites

- NIL

CONTENT

- Head injuries
- Fractures
- Soft tissue injuries
- Bites and stings
- Eye injuries
- Exposure
- Poisoning

DELIVERY DETAILS

FAA delivery is coordinated at a district level.

CONTACT DETAILS

Local Training Officers or local officers responsible for Learning and Development.



The **FAA course** is a NSW RFS technical level course. [Click here to learn more about the different bands within the NSW RFS Training Framework.](#)

5.16 Tree Falling Intermediate (TFI)

OVERVIEW

Tree falling intermediate is an internal program for members who use chain saws to fall trees. It is designed to enable suitable members to carry out simple activities requiring the use of chainsaws.

UNITS OF COMPETENCY

CODE	TITLE
FPIFGM3212	Fall trees manually - intermediate

PRE-REQUISITES AND CO-REQUISITES

Internal pre-requisites

- Members must have successfully completed TFT.

National pre-requisites and co-requisites

- NIL

CONTENT

- TFT review
- Tree felling preparation
- Felling
- Billets and totem poles

DELIVERY DETAILS

TFI delivery is coordinated at a district level.

CONTACT DETAILS

Local Training Officers or local officers responsible for Learning and Development.



The **TFI course** is a NSW RFS technical level course. [Click here to learn more about the different bands within the NSW RFS Training Framework.](#)

5.17 Tree Falling Advanced (TFF)

OVERVIEW

Tree falling advanced is an internal program for members who use chain saws to fall trees. It is designed to enable suitable members to carry out complex activities requiring the use of chainsaws.

UNITS OF COMPETENCY

CODE	TITLE
FPIFGM3213	Fall trees manually - advanced

PRE-REQUISITES AND CO-REQUISITES

Internal pre-requisites

- Members must have successfully completed TFI.

National pre-requisites and co-requisites

- NIL

CONTENT

- TFT & TFI review
- Tree falling fireline
- Hang ups or snags
- Axes and wedges

DELIVERY DETAILS

TFF delivery is coordinated at a district level.

CONTACT DETAILS

Local Training Officers or local officers responsible for Learning and Development.



The **TFF course** is a NSW RFS technical level course. [Click here to learn more about the different bands within the NSW RFS Training Framework.](#)

5.18 Equipment Officer (EQO)

OVERVIEW

Equipment Officer is an internal program for members who coordinate equipment care and maintenance within a rural fire brigade. It is designed to enable suitable members to coordinate brigade equipment care and maintenance activities.

UNITS OF COMPETENCY

CODE	TITLE
NIL	NIL

PRE-REQUISITES AND CO-REQUISITES

Internal pre-requisites

- Members must have successfully completed AF (including API, CSW, NAV, WFB, HYD)

National pre-requisites and co-requisites

- NIL

CONTENT

- Scheduling and recording equipment and facility maintenance
- Carrying out a range of specified checks and inspections
- Carrying out a range of specified equipment tests
- Referring equipment for servicing, repair or replacement

DELIVERY DETAILS

EQO delivery is coordinated at a district level.

CONTACT DETAILS

Local Training Officers or local officers responsible for Learning and Development.



The **EQO course** is a NSW RFS technical level course. [Click here to learn more about the different bands within the NSW RFS Training Framework.](#)

5.19 Off Road Driving (ORD)

OVERVIEW

Off Road Driving is an internal program for members who drive NSW RFS vehicles under a range of off road conditions.

UNITS OF COMPETENCY

CODE	TITLE
NIL	NIL

PRE-REQUISITES AND CO-REQUISITES

Internal pre-requisites

- Members must have successfully completed RFD.

National pre-requisites and co-requisites

- NIL

CONTENT

- ORD vehicles
- ORD principles
- Stall recovery
- Vehicle recovery
- Practical off road driving practices

DELIVERY DETAILS

ORD delivery is coordinated at a district level.

CONTACT DETAILS

Local Training Officers or local officers responsible for Learning and Development.



The **ORD course** is a NSW RFS technical level course. [Click here to learn more about the different bands within the NSW RFS Training Framework.](#)

5.20 Helicopter Insertion Techniques (HIT)

OVERVIEW

Helicopter Insertion Techniques is an internal program and is designed to take a member with existing operating in remote environments (ORE) knowledge and skills and enable them to be inserted in to remote locations from a helicopter either by landing, hover exit or winched.

UNITS OF COMPETENCY

CODE	TITLE
PUAFIR209B	Work safely around aircraft
PUAFIR216	Undertake hover-exit operations from helicopter
PUAFIR217	Undertake helicopter winch operations

PRE-REQUISITES AND CO-REQUISITES

Internal pre-requisites

- Members must have successfully completed:
 - ABK
 - ORE

National pre-requisites and co-requisites

- The prerequisite for both PUAFIR216 Undertake hover-exit operations from helicopter and PUAFIR217 Undertake helicopter winch operations is PUAFIR209B Work safely around aircraft

CONTENT

- Insertion methods
- Role of aviation in firefighting
- Hover entry/ext
- Communications
- Safely in and around aircraft
- Helicopter landing sites
- Helicopter winch operations

DELIVERY DETAILS

HIT delivery is coordinated by the Remote Area Firefighting and Specialised Operations (RAFSO) section.

CONTACT DETAILS

Remote Area Firefighting and Specialised Operations (RAFSO) rafso.training@rfs.nsw.gov.au



The **HIT course** is a NSW RFS technical level course. [Click here to learn more about the different bands within the NSW RFS Training Framework.](#)

5.21 Down the Wire Technician (DTW)

OVERVIEW

Down the Wire Technician is an internal NSW RFS program for members to undertake the role of helicopter rescue crew in providing survival assistance in rescue operations.

The program is designed to provide members with the knowledge and skills to plan, prepare and undertake down the wire rescue operations from a helicopter during emergency situations. The program also includes maintaining the safety of personnel; responding to abnormal and emergency situations; completing pre- and post-flight preparations; and maintaining situational awareness in an aviation environment.

UNITS OF COMPETENCY

CODE	TITLE
AVIF0001	Apply aircraft safety procedures
AVIF3005	Maintain the safety of people and aircraft
AVIF3006	Respond to abnormal and emergency situations in an aircraft
AVIW3024	Perform wireman duties
AVIW3025	Complete aircraft and flight equipment pre- and post-flight actions
AVIZ1005	Maintain basic situational awareness in an aviation workplace

PRE-REQUISITES AND CO-REQUISITES

Internal pre-requisite

Members must successfully complete HIT and HUET before commencing training or assessment in DTW

National pre-requisite

Nil

CONTENT

- Adhering to airside operating conditions and requirements
- Applying aircraft safety, access, egress and security procedures
- Implementing safety, emergency, evacuation and inflight emergency response procedures
- Applying legislation and procedures
- Implement contingency plans
- Performing airside operational tasks
- Completing hoisting recovery equipment operations
- Performing equipment assembly
- Performing hoisting operations
- Identify and use ground support equipment
- Operate specialist equipment
- Adapting to differences in equipment and operating environments
- Read, interpret, apply and follow legislations, instructions and procedures
- Report and/or rectify problems, faults and malfunctions

DELIVERY DETAILS

DTW delivery is coordinated at a state level.

CONTACT DETAILS

Remote Area Firefighting & Specialised Operations rafso.training@rfs.nsw.gov.au

CONTACT DETAILS

Remote Area Firefighting and Specialised Operations (RAFSO) rafso.training@rfs.nsw.gov.au



The **DTW course** is a NSW RFS technical level course. [Click here to learn more about the different bands within the NSW RFS Training Framework.](#)

5.22 Fire Behaviour Analyst (FBA)

OVERVIEW

Fire Behaviour Analyst is an internal program which provides the skill sets needed for members to conduct analysis of the predicted spread and behaviour of an intermediate wildfire. It is designed to enable suitable members to prepare a range of fire suppression options that are appropriate for the expected fire behaviour.

UNITS OF COMPETENCY

CODE	TITLE
PUAFIR512	Develop and analyse the behaviour and suppression options for a level 2 wildfire

PRE-REQUISITES AND CO-REQUISITES

Internal pre-requisites

- Members must have successfully completed:
 - ICS
 - CBD
 - FBA course entry assignment
 - 20 days of fire line experience from at least 5 fire events, 3 of which should be bushfire (the remaining could be prescribed burns).

National pre-requisites and co-requisites

- NIL

CONTENT

- Analyse fire behaviour
- Develop an incident prediction
- Develop maps and data for projected fire behaviour
- Communicate key risks
- Prepare and analyse fire suppression options

DELIVERY DETAILS

FBA training is coordinated at a state level.

CONTACT DETAILS

Community Planning Team fba@rfs.nsw.gov.au



The **FBA course** is a NSW RFS technical level course. [Click here to learn more about the different bands within the NSW RFS Training Framework.](#)

5.23 Wildfire Investigation (WFI)

OVERVIEW

Wildfire Investigation (WFI) is an internal NSW RFS specialist program for members requiring the necessary knowledge and skills to become a NSW Rural Fire Service (NSW RFS) Authorised Fire Investigator.

It is designed to develop the necessary knowledge and skills to undertake Wildfire Investigations and where necessary prepare and give evidence in a quasi-judicial environment.

UNITS OF COMPETENCY

CODE	TITLE
PUAFIR603A	Determine origin and cause of wildfire
PUAFIR609A	Collect, Record and Coordinate the analysis of physical evidence
PUAFIR610A	Manage imaging and electronic data
PUAFIR612A	Undertake Post Incident Analysis
PUALAW002B	Conduct initial investigation at scene
PUALAW003B	Give Evidence in a judicial or quasi-judicial setting
PUALAW004B	Represent the organisation in a judicial or quasi-judicial setting
PUAHS002B	Maintain Safety at an incident scene
CPPSEC3028A	Compile investigative report
PSPREG411A	Gather Information through interviews
PUAFIR215	Prevent injury

PRE-REQUISITES AND CO-REQUISITES

Internal pre-requisites

- Members must have successfully completed:
 - PPS
 - CLW
 - ICS

National pre-requisites and co-requisites

- Conduct Initial Investigation at Incident Scene (PUALAW002B) (Fire Specific) is delivered as a co-requisite with this Course.

CONTENT

- Role of a wildfire investigator
- Professional standards for fire investigators
- Fire investigator health and safety
- Burn patterns and fire direction indicators
- Witnesses and suspects
- Fire investigator methodology
- Scene examination
- Evidence and exhibits
- Documenting and reporting
- Post incident analysis

- Cause and ignition sources
- Arson recognition
- Wildfire fatality investigation
- Court procedures and preparation

DELIVERY DETAILS

WFI training is coordinated at a state level.

CONTACT DETAILS

Fire Investigation Unit fi.train@rfs.nsw.gov.au



The **WFI course** is a NSW RFS technical level course. [Click here to learn more about the different bands within the NSW RFS Training Framework.](#)

5.24 Structural Fire Investigation (SFI)

OVERVIEW

Structural Investigation (BSFI) is an internal NSW RFS specialist program for members requiring the necessary knowledge and skills to become a NSW Rural Fire Service (NSW RFS) Authorised Fire Investigator (AFI).

It is designed to develop the necessary knowledge and skills to undertake Structural Investigations and where necessary prepare and give evidence in a quasi-judicial environment.

UNITS OF COMPETENCY

CODE	TITLE
PUAFIR604A	Determine origin and cause of structural fire
PUAFIR605A	Determine origin and Cause of Mobile Property Fire
PUAFIR606A	Principles of combustion and fire dynamics to fire scene investigation
PUAFIR607A	Apply electrical/ electronic knowledge to fire investigations
PUAFIR608A	Investigate Fatal Fires
PUAFIR501B	Conduct fire investigation and analysis activities
PUAPOLFC014A	Conduct investigations at a bomb – explosion scene
PUAFIR215	Prevent injury

PRE-REQUISITES AND CO-REQUISITES

Internal pre-requisites

- Members must have successfully completed:
 - WFI
 - Crew Leader Village CLV

National pre-requisites and co-requisites

- Conduct Initial Investigation at Incident Scene (PUALAW002B) (Fire Specific) is delivered as a co-requisite with this Course.

CONTENT

- Role of a structural fire investigator
- Professional standards for fire investigators
- Fire investigator health and safety
- Burn patterns and fire direction indicators
- Witnesses and suspects
- Cause and ignition sources
- Arson recognition
- Fire investigator methodology
- Scene examination
- Evidence and exhibits
- Documenting and reporting
- Post incident analysis
- Structural fire fatality investigation
- Court procedures and preparation

DELIVERY DETAILS

SFI training is coordinated at a state level.

CONTACT DETAILS

Fire Investigation Unit fi.train@rfs.nsw.gov.au



The **SFI course** is a NSW RFS technical level course. [Click here to learn more about the different bands within the NSW RFS Training Framework.](#)

5.25 Develop Prescribed Burning Plan (PBP)

OVERVIEW

Develop Prescribed Burning Plan is an internal program for members who develop prescribed burn plans. It is designed to take member with existing Crew Leader Wildfire (CLW) competencies and enable them to plan a prescribed burn.

UNITS OF COMPETENCY

CODE	TITLE
PUAFIR406B	Develop Prescribed Burning Plans

PRE-REQUISITES AND CO-REQUISITES

Internal pre-requisites

- Members must have successfully completed CLW.

National pre-requisites and co-requisites

- The prerequisite for PUAFIR406B Develop Prescribed Burning Plans is PUAFIR303A Suppress Wildfire covered in CLW.

CONTENT

- Prescribed burning
- Legal and policy framework
- Identify target areas
- Identify target areas
- Post burn assessment

DELIVERY DETAILS

PBP training is coordinated at a state level.

CONTACT DETAILS

Community Planning fba@rfs.nsw.gov.au



The **PBP course** is a NSW RFS technical level course. [Click here to learn more about the different bands within the NSW RFS Training Framework.](#)

5.26 Safety Advisor (SAA)

OVERVIEW

Safety Adviser (SAA) is an internal NSW RFS qualification to provide members with the level of competency needed to act as a Safety Adviser in the field to an Incident Controller at small to medium incidents, or to a Divisional Commander at a large incident, monitoring and providing advice regarding the safety of incident personnel.

UNITS OF COMPETENCY

CODE	TITLE
PUAFIR410A	Provide safety advice at a rural/land management incident

PRE-REQUISITES AND CO-REQUISITES

Internal pre-requisites

- Members must have successfully completed CLW.

National pre-requisites and co-requisites

- NIL

CONTENT

- The role of safety personnel at incidents
- The role of Safety Adviser
- Acts, Codes of Practice, Protocols, Service Standards and SOPs
- Briefings and debriefings
- Maintaining safety at an incident scene through risk management
- Supporting incident planning and operations
- Working as part of an Incident Management Team
- Handovers and post incident tasks

DELIVERY DETAILS

SAA training is coordinated at a district level.

CONTACT DETAILS

Local Training Officers or local officers responsible for Learning and Development



The **SAA course** is a NSW RFS technical level course. [Click here to learn more about the different bands within the NSW RFS Training Framework.](#)

5.27 Operate in Remote Environments (ORE)

OVERVIEW

Operate in Remote Environments (ORE) is an internal NSW RFS qualification to provide members with the level of competency needed to navigate and safely operate well away (e.g. a few kilometres) from any ground based support.

It is designed to take a member with existing advanced bush firefighting knowledge and skills and enable them to hike considerable distances through remote and trackless areas with appropriate equipment as part of a self-sustaining or air supported team.

UNITS OF COMPETENCY

CODE	TITLE
AHCWRK203A	Operate in isolated and remote situations
FPICOT3202B	Navigate in remote or trackless areas

PRE-REQUISITES AND CO-REQUISITES

Internal pre-requisites

- Members must have successfully passed medical and fitness tests specified for ORE by the NSW RFS
- AF
- FAA

National pre-requisites and co-requisites

- NIL

CONTENT

- Types of maps and charts and their uses
- Features and use of a compass
- Organisational and site standards, requirements, policies and procedures for navigating in remote or trackless areas
- Techniques for estimating distance travelled
- Environmental risks and hazards
- Communication channels, protocols and operation of communication equipment
- Survival techniques
- Environmental protection requirements

DELIVERY DETAILS

ORE delivery is coordinated by the Remote Area Firefighting and Specialised Operations (RAFSO) section.

CONTACT DETAILS

Remote Area Firefighting & Specialised Operations rafso.training@rfs.nsw.gov.au



The **ORE course** is a NSW RFS technical level course. [Click here to learn more about the different bands within the NSW RFS Training Framework.](#)

5.28 Helicopter Underwater Escape Training (HUET)

OVERVIEW

Helicopter Underwater Escape Techniques (HUET) is an internal NSW RFS specialist program and is designed to provide members with the knowledge and skills to enable them to undertake helicopter underwater escape and survival in the event of aircraft ditching in an emergency.

UNITS OF COMPETENCY

CODE	TITLE
AVIF2014	Undertake aircraft underwater escape and survival

PRE-REQUISITES AND CO-REQUISITES

Internal pre-requisites

- Members must have successfully completed
 - HIT

National pre-requisites and co-requisites

- NIL

CONTENT

- Aircraft escape techniques
- Aircraft egress and exit systems
- Inverted and submerged aircraft escape techniques
- Emergency equipment deployment and operation
- Rescue and recovery techniques
- Regulations, legislation and organisational policy
- Hazards and risk control procedures and precautions
- Manufacturer's instructions for equipment used for aircraft underwater escape and survival

DELIVERY DETAILS

HUET delivery is coordinated by the Remote Area Firefighting and Specialised Operations (RAFSO) section.

CONTACT DETAILS

Remote Area Firefighting & Specialised Operations rafso.training@rfs.nsw.gov.au



The **HUET course** is a NSW RFS technical level course. [Click here to learn more about the different bands within the NSW RFS Training Framework.](#)

5.29 Air Search & Rescue (ASAR)

OVERVIEW

Air Search & Rescue (ASAR) is an internal NSW RFS specialist program designed to provide members with existing Down the Wire (DTW) knowledge and skills and enable them to conduct search observation duties during an air search operation.

The ASAR program is targeted at members with existing Down the Wire (DTW) certification who have been selected as a helicopter rescue crew.

UNITS OF COMPETENCY

CODE	TITLE
PUAAMS001B	Work in an aviation environment
PUAAMS002B	Search as a member of an air search team

PRE-REQUISITES AND CO-REQUISITES

Internal pre-requisites

- Members must have successfully completed
 - DTW
 - HUET
 - CRM-A

National pre-requisites and co-requisites

- NIL

CONTENT

- Communicate information orally and in writing
- Complete Search and Rescue documentation
- Harnesses and emergency exits
- Operate aircraft doors
- Operate aircraft intercom systems
- Operate aviation survival equipment
- Operate firefighting equipment
- Communicate information clearly
- Make decisions based on available information
- Select and use available technology appropriate to the search task

DELIVERY DETAILS

ASAR delivery is coordinated by the Remote Area Firefighting and Specialised Operations (RAFSO) section.

CONTACT DETAILS

Remote Area Firefighting & Specialised Operations rafso.training@rfs.nsw.gov.au



The **ASAR course** is a NSW RFS technical level course. [Click here to learn more about the different bands within the NSW RFS Training Framework.](#)

5.30 Sling Load Operations (SLO)

OVERVIEW

Sling Load Operations (SLO) is an internal NSW RFS specialist program and is designed to provide members with the knowledge and skills to conduct external load-lifting operations in a helicopter, including preparing, performing, concluding load-lifting operations and responding to external load operational emergencies and abnormal situations.

The SLO program is targeted at members with existing Remote Area Operations knowledge and skills who are required to conduct sling load operations in the field.

UNITS OF COMPETENCY

CODE	TITLE
AVIY4051	Conduct external load-lift operations

PRE-REQUISITES AND CO-REQUISITES

Internal pre-requisites

- Members must have successfully completed
 - ABK
 - ORE

National pre-requisites and co-requisites

- NIL

CONTENT

- Approach and overshoot considerations
- Approved operational procedures and processes for different external load-lifting operations
- Cargo hook system and aerial delivery equipment capabilities and limitations
- CASR Part 61 Manual of Standards Schedule 3 Aeronautical Knowledge relevant to helicopter external load operations
- Correct aerial delivery equipment configuration
- External load safety and configuration
- External load-lifting emergency procedures
- External load-lifting risk assessment principles
- External load-lifting verbal/non-verbal communication procedures
- Helicopter capabilities and limitations
- Organisational policies and procedures for load-lifting operations
- Practices concerning external load-lifting operations
- Procedures and protocols for using communications systems during an emergency
- Typical problems that may occur when conducting external load-lifting operations and appropriate actions and solutions
- Work health and safety (WHS)/occupational health and safety (OHS) issues applicable to operations, aircraft and personnel safety

DELIVERY DETAILS

SLO delivery is coordinated by the Remote Area Firefighting and Specialised Operations (RAFSO) section.

CONTACT DETAILS

Remote Area Firefighting & Specialised Operations rafso.training@rfs.nsw.gov.au



The **SLO course** is a NSW RFS technical level course. [Click here to learn more about the different bands within the NSW RFS Training Framework.](#)

5.31 Crew Resource Management (Aviation) CRM-A

OVERVIEW

Crew Resource Management (Aviation) or CRM-A, is an internal NSW RFS specialised operations program designed to provide members with the knowledge and skills to manage human factors and employ fatigue risk management practices in aviation operations.

The CRM-A program is targeted at members with existing aviation knowledge and skills who are required to operate regularly in an aviation workplace.

UNITS OF COMPETENCY

CODE	TITLE
AVIF0014	Manage human factors in aviation operations
AVIF2020	Employ fatigue risk management practices in an aviation workplace

PRE-REQUISITES AND CO-REQUISITES

Internal pre-requisites

- Members must have successfully completed
 - DTW
 - CBD

National pre-requisites and co-requisites

- NIL

CONTENT

- Aspects of lifestyle that may adversely influence personal physiological condition
- Aspects of lifestyle that may adversely influence personal psychological condition
- Crew coordination
- Effects of stress on personal performance and ways of managing and controlling the various stressors that may impact on aviation operations:
- Fitness for aviation operations relevant to own role
- Human factors that may influence personal performance during aviation operations
- Communication techniques and strategies to assist work colleagues to identify and manage fatigue
- Fatigue risk management strategies
- Relevant WHS/OHS regulations
- Security and safety implications of fatigue in an aviation workplace
- Relevant sections of Civil Aviation Safety Regulations (CASRs) and Civil Aviation Orders related to human factors and human performance

DELIVERY DETAILS

ASAR delivery is coordinated by the Remote Area Firefighting and Specialised Operations (RAFSO) section.

CONTACT DETAILS

Remote Area Firefighting & Specialised Operations rafso.training@rfs.nsw.gov.au



The **CRM-A course** is a NSW RFS technical level course. [Click here to learn more about the different bands within the NSW RFS Training Framework.](#)

5.32 Brushcutter Operation (BCO)

OVERVIEW

Brushcutter Operator (BCO 2017) is an internal NSW RFS mitigation program and is designed to provide members with the knowledge and skills to plan and safely undertake brushcutting operations, including using a range of attachments and maintaining equipment.

The BCO program is targeted at members who are required to operate brushcutters regularly in the NSW RFS, including activities such as;

- The construction and maintenance of bushfire control lines
- Removal of vegetation around assets to reduce fuel loads
- Remote area firefighting



Members commencing BCO must be over 18 years old..

UNITS OF COMPETENCY

CODE	TITLE
FWPFGM2207	Undertake brushcutting operations

PRE-REQUISITES AND CO-REQUISITES

Internal pre-requisites

- Members must be over 18 years old and have successfully completed
 - BF

National pre-requisites and co-requisites

- NIL

CONTENT

- Legislation, regulations, standards, codes of practice and established safe practices relevant to the full range of processes for undertaking brushcutting operations.
- Environmental protection requirements, including the safe disposal of waste material, and the minimisation of environmental impact, including carbon emissions and noise.
- Organisational and site standards, requirements, policies and procedures for undertaking brushcutting operations.
- Environmental risks and hazards.
- Established communication channels and protocols.
- Hazards of operating brushcutter, including kickback and flying objects.
- Operational principles and limitations of brushcutters.
- Problem identification and resolution strategies, and common fault finding techniques.
- Types of tools and equipment, and procedures for their safe use and maintenance.
- Appropriate mathematical procedures for estimating and measuring, including calculating time to complete tasks.
- Procedures for recording and reporting workplace information.

- Methods of navigating and geographically orienting in the field.

DELIVERY DETAILS

BCO delivery is coordinated by the Remote Area Firefighting and Specialised Operations (RAFSO) section.

CONTACT DETAILS

Remote Area Firefighting & Specialised Operations rafso.training@rfs.nsw.gov.au



The **BCO course** is a NSW RFS technical level course. [Click here to learn more about the different bands within the NSW RFS Training Framework.](#)

5.33 Remote Area First Aid (RAFA)

OVERVIEW

Remote Area First Aid (RAFA) is an internal NSW RFS remote area program and is designed to take a member with existing First Aid Application (FAA) knowledge and skills and enable them to provide extended casualty care in remote situations.

The RAFA program is targeted at members with existing First Aid Application (FAA), in Remote Area Units who may be required to provide extended casualty care in remote situations.

UNITS OF COMPETENCY

CODE	TITLE
HLTAID005	Provide first aid in remote situations

PRE-REQUISITES AND CO-REQUISITES

Internal pre-requisites

- Members must have successfully completed
 - FAA (or equivalent)
 - ORE

National pre-requisites and co-requisites

- NIL

CONTENT

- State/Territory regulations, first aid codes of practice and workplace procedures
- Legal, workplace and community considerations
- Considerations when providing first aid in a remote area
- Principles and procedures for first aid management for various scenarios, contextualised to the candidate's remote and/or isolated situation:
- Basic anatomy and physiology

DELIVERY DETAILS

RAFA delivery is coordinated by the Remote Area Firefighting and Specialised Operations (RAFSO) section.

CONTACT DETAILS

Remote Area Firefighting & Specialised Operations rafso.training@rfs.nsw.gov.au



The **RAFA course** is a NSW RFS technical level course. [Click here to learn more about the different bands within the NSW RFS Training Framework.](#)

Supervision

5.34 Conduct Briefing and Debriefings (CBD)

OVERVIEW

Conduct Briefings / Debriefings (CBD) is an internal NSW Rural Fire Service (RFS) course to provide members with the level of competency needed to carry out relatively complex briefings and debriefings.

It is designed to enable suitable members to prepare and conduct precise and effective briefings and debriefings. It covers situations from crew briefings/debriefings (for example, en-route to an incident) up to those required to be delivered by senior staff at major incidents.

UNITS OF COMPETENCY

CODE	TITLE
PUACOM001C	Communicate in the workplace
PUAOPE015A	Conduct briefings/debriefings

PRE-REQUISITES AND CO-REQUISITES

Internal pre-requisites

- Members must have successfully completed:
 - CLS or CCS
 - ICS

National pre-requisites and co-requisites

- NIL

CONTENT

- Communications
- Briefings
- Debriefings and after action review

DELIVERY DETAILS

CBD training is coordinated at a district level.

CONTACT DETAILS

Local Training Officers or local officers responsible for Learning and Development.



The **CBD course** is a NSW RFS Supervision level course. [Click here to learn more about the different bands within the NSW RFS Training Framework.](#)

5.35 Heavy Plant Supervisor (HPS)

OVERVIEW

Heavy Plant Supervisor (HPS) is an internal NSW RFS specialist program that is designed to provide members with the technical skills and knowledge required to safely supervise heavy plant during fire operations and fire prevention, in accordance with the NSW RFS Operational Procedures.

UNITS OF COMPETENCY

CODE	TITLE
PUAFIR415	Supervise machinery use in wildfire operations

PRE-REQUISITES AND CO-REQUISITES

Internal pre-requisites

- Members must have successfully completed:
 - Crew Leader (CLW, CLS)
 - ICS
- Relevant recent experience in heavy plant operations, such as at least 5 years road construction, forestry, mining, agricultural industry experience (or equivalent). This workplace experience includes the operation/supervision of multiple items of heavy plant used for road/track construction.

National pre-requisites and co-requisites

- PUAFIR303B Suppress wildfire

CONTENT

- Effective communications
- Briefings/ instruction
- Efficient selection of routes for control construction
- Supervise personnel
- Fire line construction
- Safety
- Use of machines in wildfire operations
- Protection of the environment, infrastructure, cultural and agricultural assets
- Role of machines in mopping up

DELIVERY DETAILS

HPS delivery is coordinated by the Remote Area Firefighting and Specialised Operations (RAFSO) section.

CONTACT DETAILS

Remote Area Firefighting & Specialised Operations rafso.training@rfs.nsw.gov.au



The **HPS course** is a NSW RFS Supervision level course. [Click here to learn more about the different bands within the NSW RFS Training Framework.](#)

5.36 Leading People (LDP)

OVERVIEW

Leading People is an internal program which provides members with the knowledge and skills relating to taking on a leadership role within the service.

It is designed to provide skills in a range of leadership practices needed for members to actively lead teams both in emergency operations, and during day to day business.

UNITS OF COMPETENCY

CODE	TITLE
PUATEA003B	Lead, Manage and Develop Teams

PRE-REQUISITES AND CO-REQUISITES

Internal pre-requisites

- Members must have successfully completed API

National pre-requisites and co-requisites

- The prerequisite for PUATEA003B Lead, Manage and Develop Teams is PUATEA002B Work Autonomously (covered by API)

CONTENT

- Reflective leadership
- Ethical leadership
- NSW RFS leadership responsibilities
- Leadership behaviours
- Team building
- Conflict
- Defining leadership

DELIVERY DETAILS

LDP delivery is coordinated at a district level.

CONTACT DETAILS

Local Training Officers or local officers responsible for Learning and Development.



The **LDP course** is a NSW RFS supervision level course. [Click here to learn more about the different bands within the NSW RFS Training Framework.](#)

5.37 Prescribed Burn Supervisor (PBS)

OVERVIEW

Prescribed Burning Supervisor is an internal NSW RFS program for members who supervise prescribed burns.

It is designed to take a member with existing Crew Leader (CL) knowledge and skills and enable them to adapt to supervising prescribed burning activities.

UNITS OF COMPETENCY

CODE	TITLE
PUAFIR412	Conduct simple prescribed burns

PRE-REQUISITES AND CO-REQUISITES

Internal pre-requisites

- Members must have successfully completed CL (CLS or CLW combined with Introduction to the Incident Control System (ICS).
- CLG may be used where prescribed burns are confined to open grassland country.

National pre-requisites and co-requisites

- The prerequisite for PUAFIR412 Conduct simple prescribed burns is PUAFIR303B Suppress wildfire covered in CLW.

CONTENT

- Prescribe burning in NSW
- Preparing for a burn
- Conducting a burn
- Post burn operations

DELIVERY DETAILS

PBS delivery is coordinated at a district level.

CONTACT DETAILS

Local Training Officers or local officers responsible for Learning and Development.



The **PBS course** is a NSW RFS supervisor level course. [Click here to learn more about the different bands within the NSW RFS Training Framework.](#)

Command

5.38 Plant Operations Manager (POM)

OVERVIEW

Plant Operations Manager (POM) is an internal NSW RFS specialist programme that is designed to provide members with the technical skills and knowledge required to safely manage heavy plant during fire operations and fire prevention, in accordance with the NSW RFS Operational Procedures.

UNITS OF COMPETENCY

CODE	TITLE
NIL	NIL

PRE-REQUISITES AND CO-REQUISITES

Internal pre-requisites

- Members must have successfully completed:
 - Crew Leader (CLW, CLS)
 - ICS
- Relevant recent experience in heavy plant operations, such as at least 5 years road construction, forestry, mining, agricultural industry experience (or equivalent). This workplace experience includes the operation/supervision of multiple items of heavy plant used for road/track construction.

CONTENT

- Principles of the management of heavy plant during fire operations
- Agency policy and procedures for the use of heavy plant
- Planning heavy plant operations and plant logistical support requirements
- Heavy plant engagement, management and payment procedures
- Financial management and reporting
- Management of the Plant Management Unit
- Exercises

DELIVERY DETAILS

POM delivery is coordinated by the Remote Area Firefighting and Specialised Operations (RAFSO) section.

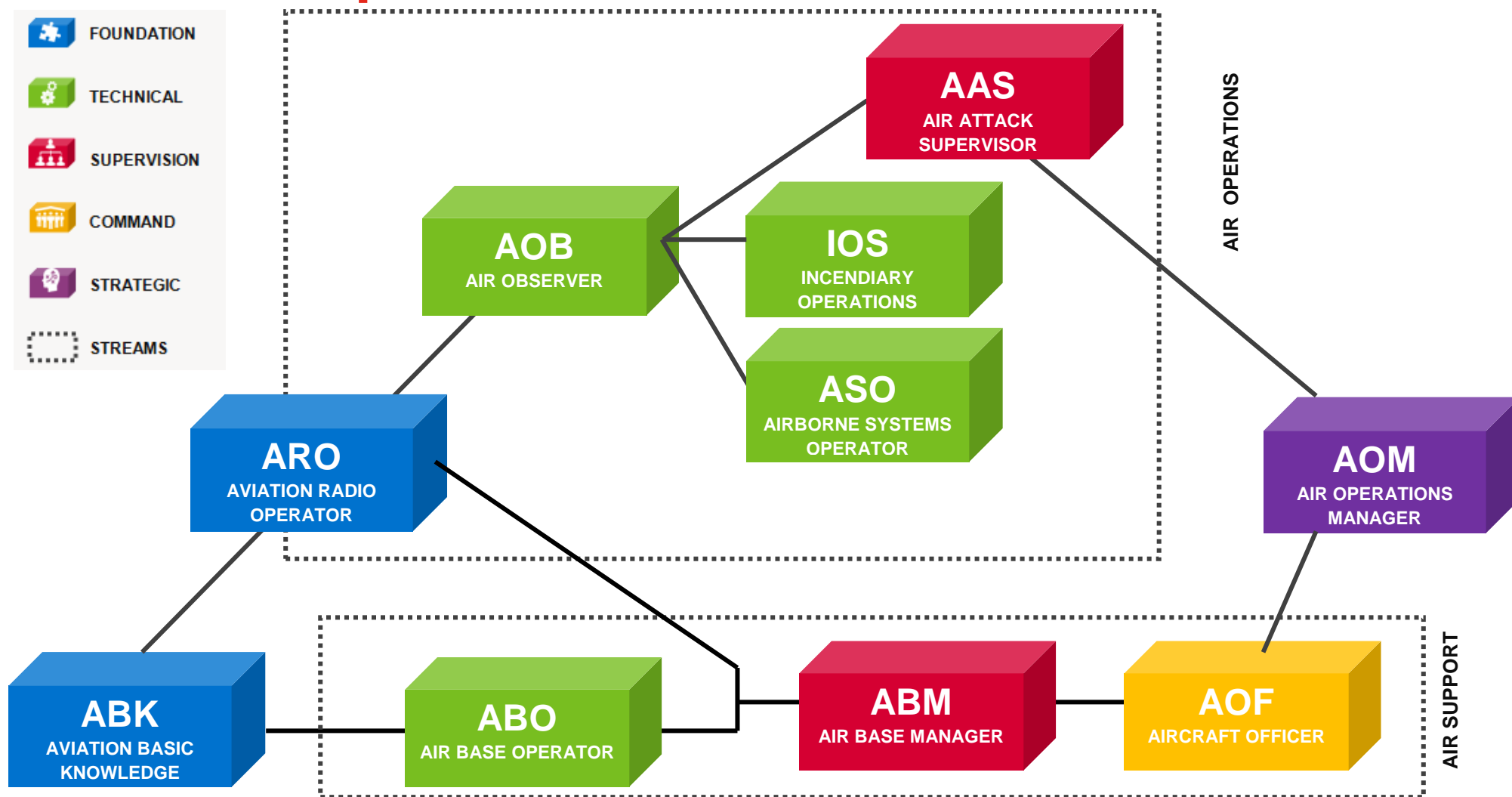
CONTACT DETAILS

Remote Area Firefighting & Specialised Operations rafo.training@rfs.nsw.gov.au



The **POM course** is a NSW RFS Command level course. [Click here to learn more about the different bands within the NSW RFS Training Framework.](#)

6. Aviation qualifications



Foundation

6.1 Aviation Basic Knowledge (ABK)

OVERVIEW

Aviation Basic Knowledge is an internal program used as a prerequisite for a range of other NSW RFS aviation qualifications.

It is designed to take a member with an existing NSW RFS Bush Firefighter (BF) or Bush Firefighter Support (BFS) level certification or higher, and give them the underpinning knowledge needed to work safely around aircraft.

UNITS OF COMPETENCY

CODE	TITLE
PUAFIR209B	Work Safely Around Aircraft*

*PUAFIR209B is only partially completed through ABK. Candidates must also complete ARO or ABO to finalise this unit of competency.

PRE-REQUISITES AND CO-REQUISITES

Internal pre-requisites

- Members must have successfully completed BF or BFS.

National pre-requisites and co-requisites

- NIL

CONTENT

- Aircraft familiarisation
- Airbase/helibase familiarisation
- Hazards and precautions
- Aircraft operation
- Ground support
- Travelling safely in aircraft

DELIVERY DETAILS

ABK is co-ordinated at a state level, delivered through self-paced learning and assessed at a local level.

CONTACT DETAILS

The Aviation Team Aviation.LD@rfs.nsw.gov.au.



The **ABK course** is a NSW RFS foundation level course. [Click here to learn more about the different bands within the NSW RFS Training Framework.](#)

6.2 Aviation Radio Operator (ARO)

OVERVIEW

Aviation Radio Operator is an internal program, recognised by the Civil Aviation Safety Authority, enabling members to operate an aviation radio. It is designed to take a member with Bush Firefighter (BF) or Bush Firefighter Support (BFS) background and enable them to operate an aviation radio according to aviation radio procedures. ARO is a prerequisite for several aviation training programs.

The Aviation Radio Operator (ARO) program is targeted at members with Bush Firefighter (BF) or Bush Firefighter Support (BFS) certification, and with an aptitude for operating aviation radios.



Generally only a limited number of members in this position are needed by the Service, and nominations will be prioritised based on regional needs.

UNITS OF COMPETENCY

CODE	TITLE
PUAFIR209B	Work Safely Around Aircraft

PRE-REQUISITES AND CO-REQUISITES

Internal pre-requisites

- Members must have successfully completed ABK.

National pre-requisites and co-requisites

- NIL

CONTENT

- Role of an ARO
- Components of an aviation radio system
- Aviation radio procedures
- Radio operators' responsibilities
- Flight following procedures
- Correct radio phraseology and phonetics
- Identification of control tower light signals
- Function and operation of aviation radio installations

DELIVERY DETAILS

ARO is delivered at a state level.

CONTACT DETAILS

The Aviation Team Aviation.LD@rfs.nsw.gov.au.



The **ARO course** is a NSW RFS foundation level course. [Click here to learn more about the different bands within the NSW RFS Training Framework.](#)

Technical

6.3 Air Observer (AOB)

OVERVIEW

Air Observer is an internal program for suitable members to carry out visual reconnaissance of bush fires from aircraft. It is designed to take a member with an existing Crew Leader Wildfire (CLW) level certification, and enable them to carry out visual reconnaissance of bush fires from the air.

The Air Observer program is targeted at experienced fire officers with an understanding of fire behaviour and fire management principles, as well as an ability to perform operational duties in an aircraft.



Generally only a limited number of members in this position are needed by the Service, and nominations will be prioritised based on regional needs.

UNITS OF COMPETENCY

CODE	TITLE
PUAFIR315B	Navigate from an Aircraft
PUAFIR401B	Obtain Incident Intelligence

PRE-REQUISITES AND CO-REQUISITES

Internal pre-requisites

- Members must have successfully completed
 - ARO
 - CBD
 - CLW
 - ICS

National pre-requisites and co-requisites

- The prerequisite for PUAFIR401B Obtain Incident Intelligence is PUAFIR201B Prevent Injury (covered in BF)
- The prerequisite for PUAFIR315B Navigate from an Aircraft is PUAOPE003B Navigate in Urban & Rural Environments (covered in NAV)

CONTENT

- Air navigation principles, aeronautical charts and airspace organisation
- Route planning techniques and calculations
- The Incident Control System (ICS) in air operations
- Working safely around aircraft and on aerodromes
- Practical air navigation and route following
- Practical air intelligence gathering, analysis, reporting and recording

- Observation, mapping and analysis of fire behaviour from the air

DELIVERY DETAILS

AOB is delivered at a state level.

CONTACT DETAILS

The Aviation Team Aviation.LD@rfs.nsw.gov.au.



The **AOB course** is a NSW RFS technical level course. [Click here to learn more about the different bands within the NSW RFS Training Framework.](#)

6.4 Air Base Operator (ABO)

OVERVIEW

Air Base Operator is an internal program for suitable members to operate bush fire aviation support equipment at an air base. It is designed to take a member with an existing bush firefighting or support background and enable them to operate aviation support equipment at a base for bush fire air operations.



Generally only a limited number of members in this position are needed by the Service, and nominations will be prioritised based on regional needs.

UNITS OF COMPETENCY

CODE	TITLE
PUAFIR209B	Work Safely Around Aircraft
PUAFIR313B	Operate Aviation Support Equipment

PRE-REQUISITES AND CO-REQUISITES

Internal pre-requisites

- Members must have successfully completed
 - ABK
 - BF

National pre-requisites and co-requisites

- NIL

CONTENT

- Legislative and organisational rules
- Aircraft performance, operation, loading, refuelling and handling familiarisation
- Aerodrome working, marking and lighting familiarisation
- Air support equipment operating and maintenance procedures
- Safety risk assessment for air support equipment and activities
- Foam/retardant mixing and loading

DELIVERY DETAILS

ABO is delivered at a state level.

CONTACT DETAILS

The Aviation Team Aviation.LD@rfs.nsw.gov.au.



The **ABO course** is a NSW RFS technical level course. [Click here to learn more about the different bands within the NSW RFS Training Framework.](#)

6.5 Incendiary Operations Supervisor (IOS)

OVERVIEW

Incendiary Operations Supervisor (IOS) is an internal program for members who coordinate aircraft incendiary operations during prescribed burns or back burning operations. It is designed to take a member with an existing Air Observer (AOB) and Prescribed Burn Supervisor (PBS) background and enable them to plan and implement incendiary missions from aircraft.



Generally only a limited number of members in this position are needed by the Service, and nominations will be prioritised based on regional needs.

UNITS OF COMPETENCY

CODE	TITLE
NIL	NIL

PRE-REQUISITES AND CO-REQUISITES

Internal pre-requisites

- Members must have successfully completed
 - AOB
 - PBS

National pre-requisites and co-requisites

- NIL

CONTENT

- Preparation for operations of ignition equipment
- Conduct aerial ignition operations
- NSW RFS procedures and guidelines
- Emergency procedures
- Service, maintain and store incendiary equipment
- Incendiary devices and associated consumable materials
- Installing ignition equipment on aircraft

DELIVERY DETAILS

IOS is delivered at a state level.

CONTACT DETAILS

The Aviation Team AviationLD@rfs.nsw.gov.au.



The **IOS course** is a NSW RFS technical level course. [Click here to learn more about the different bands within the NSW RFS Training Framework.](#)

6.6 Airborne Systems Operator (ASO)

OVERVIEW

Airborne Systems Operator is an internal program relevant to the operation of airborne systems in an aircraft, such as advanced aerial mapping, camera and forward looking infrared equipment. It is designed to recognise a member of the NSW RFS as having the competencies needed to operate sophisticated airborne systems.



Generally only a limited number of members in this position are needed by the Service, and nominations will be prioritised based on regional needs.

UNITS OF COMPETENCY

CODE	TITLE
NIL	NIL

PRE-REQUISITES AND CO-REQUISITES

Internal pre-requisites

- Members must have successfully completed AOB

National pre-requisites and co-requisites

- NIL

CONTENT

- Principles of operation of the system
- Characteristics and limitations of the equipment
- Operating and maintenance procedures
- Hazards and precautions in the operation of equipment
- Safe travelling in aircraft
- Start-up, operation and shut-down of equipment
- Operating the equipment for optimum effectiveness
- Collection and transmission of data

DELIVERY DETAILS

ASO is delivered at a state level.

CONTACT DETAILS

The Aviation Team Aviation.LD@rfs.nsw.gov.au.



The **ASO course** is a NSW RFS technical level course. [Click here to learn more about the different bands within the NSW RFS Training Framework.](#)

Supervision

6.7 Air Base Manager (ABM)

OVERVIEW

Air Base Manager is an internal program for members who manage a base for air operations at a multi aircraft incident. It is designed to take members with Air Base Operator (ABO) certification as well as leadership experience and enable them to lead and manage a safe, effective and efficient operational air base.



Generally only a limited number of members in this position are needed by the Service, and there may be competitive applications for limited spaces in training.

UNITS OF COMPETENCY

CODE	TITLE
PUAFIR408B	Plan Aircraft Operations

PRE-REQUISITES AND CO-REQUISITES

Internal pre-requisites

- Members must have successfully completed
 - ABO
 - ARO
 - ICS
 - CBD
 - CLS or LDP

National pre-requisites and co-requisites

- The pre-requisite for PUAFIR408B Plan Aircraft Operations is PUAOPE002B Operate Communications Systems and Equipment (covered in BF)

CONTENT

- Characteristics and limitations of air operations at bush fires
- Regulatory and organisational requirements for air operations
- Air base resource estimation, acquisition and allocation procedures
- Air operations communications resources and procedures
- Resource handling and monitoring procedures
- Planning the use of air resources to meet operational objectives
- Obtaining, assessing and providing weather information
- Applying flight information, communications, notification and following procedures
- Applying emergency and search and rescue procedures

DELIVERY DETAILS

ABM is delivered at a state level.

CONTACT DETAILS

The Aviation Team Aviation.LD@rfs.nsw.gov.au.



The **ABM course** is a NSW RFS supervision level course. [Click here to learn more about the different bands within the NSW RFS Training Framework.](#)

6.8 Air Attack Supervisor (AAS)

OVERVIEW

Air Attack Supervisor is an internal program for members operating in aircraft who supervise the aerial suppression of bush fires. It is designed to take a member with an advanced appreciation of bush fire behaviour, suppression, and air observation, and enable them to supervise the air attack operations for incidents.



Generally only a limited number of members in this position are needed by the Service, and there may be competitive applications for limited spaces in training.

UNITS OF COMPETENCY

CODE	TITLE
PUAFIR408B	Plan Aircraft Operations
PUAFIR409B	Develop Air Attack Strategies

PRE-REQUISITES AND CO-REQUISITES

Internal pre-requisites

- Members must have successfully completed
 - AOB
 - CLS

National pre-requisites and co-requisites

- The pre-requisite for PUAFIR408B Plan Aircraft Operations is PUAOPE002B Operate Communications Systems and Equipment (covered in BF)
- The pre-requisite for PUAFIR409B Develop Air Attack Strategies is PUAFIR408B Plan Aircraft Operations (covered in AAS)

CONTENT

- Wildfire strategy and tactics
- Airmanship for AAS
- Aerial firefighting
- Air operations planning
- Ground support equip./pers.
- Aircraft performance and operation
- Air attack
- Contingency and emergency management

DELIVERY DETAILS

AAS is delivered at a state level.

CONTACT DETAILS

The Aviation Team Aviation.LD@rfs.nsw.gov.au.



The **AAS course** is a NSW RFS supervision level course. [Click here to learn more about the different bands within the NSW RFS Training Framework.](#)

Command

6.9 Aircraft Officer (AOF)

OVERVIEW

Aircraft Officer is an internal program for members coordinating aircraft operations at small to medium incidents, or for assisting the Air Operations Manager (AOM) at a large, complex incident.

UNITS OF COMPETENCY

CODE	TITLE
PUAFIR408B	Plan Aircraft Operations

PRE-REQUISITES AND CO-REQUISITES

Internal pre-requisites

- Members must have successfully completed
 - ABM
 - CLS

National pre-requisites and co-requisites

- The pre-requisite for PUAFIR408B Plan Aircraft Operations is PUAOPE002B Operate Communications Systems and Equipment (covered in BF)

CONTENT

- Wildfire strategy and tactics
- Air operations roles and ICS
- Aerial firefighting
- Ground support, equipment and personnel
- Aircraft performance operation
- Agents and delivery systems
- Emergency planning
- Air attack unit management

DELIVERY DETAILS

AOF is delivered at a state level.

CONTACT DETAILS

The Aviation Team Aviation.LD@rfs.nsw.gov.au.



The **AOF course** is a NSW RFS command level course. [Click here to learn more about the different bands within the NSW RFS Training Framework.](#)

Strategic

6.10 Air Operations Manager (AOM)

OVERVIEW

Air Operations Manager is an internal program for members who manage air operations at large incidents. It is designed to take a member with existing Air Attack Supervisor (AAS) and Group Leader (GL) competencies and enable them to manage air operations at a large incident.

UNITS OF COMPETENCY

CODE	TITLE
PUAMAN002B	Administer Workgroup Resources

PRE-REQUISITES AND CO-REQUISITES

Internal pre-requisites

- Members must have successfully completed
 - AAS or AOF
 - GL
 - ICS

National pre-requisites and co-requisites

- The prerequisite for PUAOPE005B Manage a Multi-Team Response is PUAOPE001B Supervise response Fire specific (covered in CLS)

CONTENT

- Establishing the aircraft unit
- Managing resources
- Developing aviation support information
- Implementing the operational plan
- Operational reporting
- Monitoring aviation safety

DELIVERY DETAILS

AOM is delivered at a state level.

CONTACT DETAILS

The Aviation Team Aviation.LD@rfs.nsw.gov.au.



The **AOM course** is a NSW RFS strategic level course. [Click here to learn more about the different bands within the NSW RFS Training Framework.](#)

7. Incident Management Training

The Incident Management Training (IMT) system provides a graduated training process for personnel to gain knowledge and experience in the specific roles and functions of an IMT as identified in the Australasian Inter-service Incident Management System (AIIMS) 4th edition.

Whilst the training provided is generic to some extent, and aligned to relevant national units of competency where these exists, it also has a significant focus on organisational requirements of IMTs and their role in combating bush fire emergencies as well as other incidents the RFS may be required to manage.

OVERVIEW OF IMT TRAINING COURSES

- **Level 2 IMT courses** – Level 2 IMT courses are function specific. They provide all the required skills and knowledge to work in and lead a functional cell within an IMT. Level 2 courses are provided for the functions of Control, Operations, Logistics, Planning, Intelligence, and Public Liaison.
- **Level 3 IMT courses** – Level 3 IMT programs are function specific. It is anticipated that personnel attending these programs will already have an understanding of the roles and responsibilities of the specified function. This training will focus on additional skills and knowledge needed for large/complex incidents requiring more complex incident management structures and control facility requirements, greater public safety considerations, and liaison with external personnel/authorities.
- **Incident Control Major Incidents (ICMI)** – ICMI training is designed to prepare participants for undertaking the role of Incident Controller at challenging bush fire emergency situations involving a multi-agency response. In undertaking duties to manage such situations, an Incident Controller may be appointed under Section 44 of the NSW Rural Fires Act.
- **Incident Management Exercises (IMX)** – Incident Management Exercising will occur in each Region throughout the year. The focus of the Regional IMX's will be for consolidation of IMT training, assessment of IMT qualifications, as well as currency and recertification opportunities for personnel with existing IMT qualifications.



For more comprehensive information on IMT Training refer to the **Incident Management Training Information Book**.



The L&D team are working with Operational Doctrine and all IMT training will be included in V4 of the Training Information Booklet.

DELIVERY DETAILS

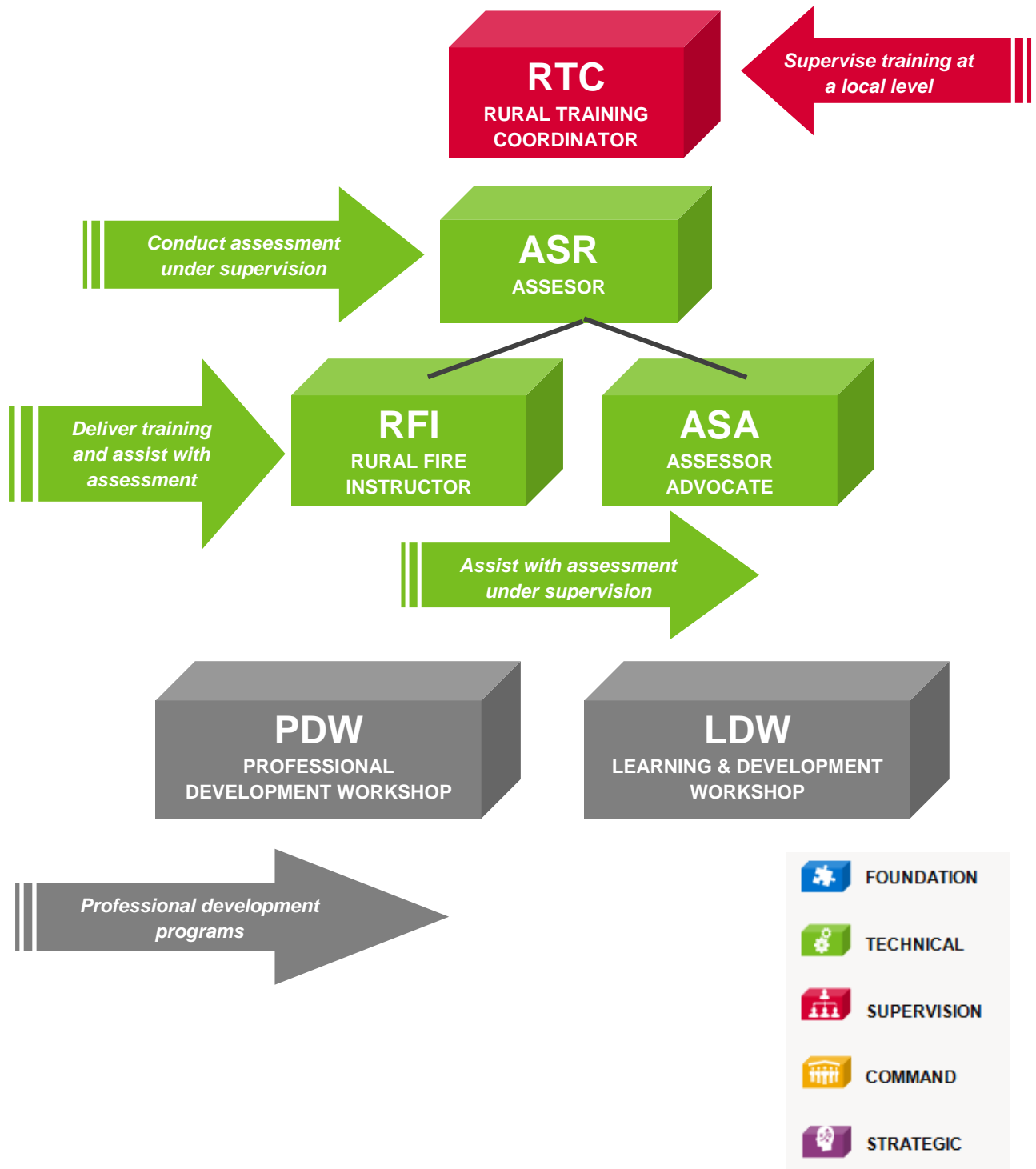
IMT training is coordinated by the Operational Doctrine section of Response and Coordination.

CONTACT DETAILS

- IMT and ICMI training operational.officer@rfs.nsw.gov.au

8. Trainer and assessor qualifications

Overview



Technical

8.1 Assessor Advocate (ASA)

OVERVIEW

ASA is an internal program which provides members with the level of competency needed to contribute to assessment in the NSW RFS.

It is designed to give participants the skills to contribute to the process of assessment, under the supervision of a qualified NSW RFS Training Coordinator (RTC) or NSW RFS Assessor (ASR).

UNITS OF COMPETENCY

CODE	TITLE
TAEASS301B	Contribute to assessment

PRE-REQUISITES AND CO-REQUISITES

Internal pre-requisites

- Members must have successfully completed BF or BFS.

National pre-requisites and co-requisites

- NIL

CONTENT

- Competency Based Training and VET system in Australia
- Roles and responsibilities of evidence gatherers
- Principles of evidence and types of assessment
- Reviewing and evaluating assessment
- Planning assessment activities including reasonable adjustments
- Using assessment instruments and techniques for gathering evidence
- Administrative requirements for evidence gatherers

DELIVERY DETAILS

ASA delivery is coordinated at a regional level.

CONTACT DETAILS

Local Training Officers or local officers responsible for Learning and Development.



The **ASA course** is a NSW RFS technical level course. [Click here to learn more about the different bands within the NSW RFS Training Framework.](#)

8.2 Rural Fire Instructor (RFI)

OVERVIEW

RFI is an internal program which provides members with the level of competency needed to participate in the delivery of training and contribute to assessment in the NSW RFS.

It is designed to give members the knowledge and skills required to provide individual and group training by instruction and demonstration of relevant skills, and to contribute to the process of assessment, under the supervision of a qualified NSW RFS Training Coordinator (RTC) or NSW RFS Assessor (ASR).

UNITS OF COMPETENCY

CODE	TITLE
TAEDEL301A	Provide work skill instruction
BSBCMM401A	Make a presentation
TAEASS301B	Contribute to assessment

PRE-REQUISITES AND CO-REQUISITES

Internal pre-requisites

- Members must have successfully completed BF or BFS.

National pre-requisites and co-requisites

- NIL

CONTENT

- Competency Based Training and VET system in Australia
- Roles and responsibilities of evidence gatherers and assessors
- Identifying learner differences and needs
- Techniques for delivering training and providing feedback
- Reviewing and evaluating assessment
- Presentation skills and techniques
- Preparing to deliver training (incl. completing risk assessment and customising lesson plans).
- Administrative requirements for training and assessment

DELIVERY DETAILS

RFI delivery is coordinated at a regional level.

CONTACT DETAILS

Local Training Officers or local officers responsible for Learning and Development.



The **RFI course** is a NSW RFS technical level course. [Click here to learn more about the different bands within the NSW RFS Training Framework.](#)

8.3 Assessor (ASR)

OVERVIEW

ASR is an internal program which provides members with the level of competency needed to participate in the gathering of assessment evidence, planning assessment activities and processes, assessing competence and participating in assessment validation for the NSW RFS.

It is designed to give members the knowledge and skills required to gather evidence in relation to competencies and make assessment decisions in line with national and NSW RFS requirements. They will also gain an understanding of and participate in the validation of NSW RFS assessment tools.

UNITS OF COMPETENCY

CODE	TITLE
TAASS401B	Plan assessment activities and processes
TAEASS402B	Assess competence
TAEASS403B	Participate in assessment validation

PRE-REQUISITES AND CO-REQUISITE S

Internal pre-requisites

- Members must have successfully completed
 - ASA or RFI
 - BF or BFS

National pre-requisites and co-requisites

- NIL

CONTENT

- Review of evidence gathering theory
- Making assessment decisions
- Developing, trialling and reviewing an assessment tool
- Managing assessment decisions (incl. Not Yet Competent decisions)
- Conducting RPL assessments
- Appeals and complaints
- Participating in assessment validation
- Administrative requirements for assessors

DELIVERY DETAILS

ASR delivery is coordinated at a Regional level.

CONTACT DETAILS

Contact your respective Regional Coordinators.



The **ASR course** is a NSW RFS technical level course. [Click here to learn more about the different bands within the NSW RFS Training Framework.](#)

Supervision

8.4 Rural Training Coordinator (RTC)

OVERVIEW

RTC certification is an internal program which aims to familiarise members, who have a current Certificate IV in Training and Education, with the procedures used to manage and coordinate local training within NSW RFS.

UNITS OF COMPETENCY

CODE	TITLE
NIL	NIL

PRE-REQUISITES AND CO-REQUISITES

Internal pre-requisites

- Members must have successfully completed
 - BF or BFS
 - TAE40110 or TAE40116 Certificate IV in Training and Education

National pre-requisites and co-requisites

- NIL

CONTENT

- Overview of Training Standard Operating Procedures (TSOP)
- NSW RFS training coordination procedures
- Overview of roles of ASA, ASR and RFI
- Overview of the role and associated responsibilities of RTC
- Overview of professional development requirements

DELIVERY DETAILS

RTC delivery is coordinated at a district, regional or state level.

CONTACT DETAILS

Local Training Officers or local officers responsible for Learning and Development.



The **RTC course** is a NSW RFS supervision level course. [Click here to learn more about the different bands within the NSW RFS Training Framework.](#)

Professional Development Overview

Trainers and assessors who deliver any Australian Qualifications Framework (AQF) qualification or a skill set from the Training and Education Training Package are required to undertake professional development in the fields of:

- knowledge and practice of vocational training, and
- learning and assessment, including competency-based training and assessment.

The NSW RFS values the contribution of Trainer and Assessor's and meets their professional development needs by:

- Providing professional development programs such as LDW and PDW
- Holding L&D forums
- Publishing the quarterly Training Matters newsletter
- Facilitating L&D webinars and the LinkedIn group "The Training Network"
- Disseminating L&D circulars, toolkits, guides and fact sheets



Trainers and Assessors maintain their subject matter expertise, in part, by being active members of their brigade and responding to call outs to incidents.

8.5 Learning and Development Workshop (LDW)

The Learning and Development Workshop (LDW) is specifically designed for officer's responsible for Learning and Development at a district level. The three-day course aims to better equip those new to the role with the skills required to carry out strengthen and refresh the skills of those who have been in the role for many years and encourage discussion focussed on streamlining processes and implementing sustainable change to ensure continuous improvement.

CONTENT

- | | |
|---|--|
| • NSW RFS Training System | • Training Validation and Moderation |
| • Overview of Training Standard Operating Procedures (TSOP) | • Risk management |
| • Training Plans and Training Action Plans | • Structure and operation of the local training system |
| • Continuous Improvement | • Training documents and records |
| • Statements of Attainment and Certificate printing policy | • SAP LSO overview |

DELIVERY DETAILS

LDW delivery is coordinated at a state level.

CONTACT DETAILS

Learning and Development team LD@rfs.nsw.gov.au

8.6 Professional Development Workshop (PDW)

The topic of Professional Development Workshops (PDWs) changes each year and aims to focus on areas which will enrich and further training within the NSW RFS.

In 2017 the PDW focuses on “Exercising and Simulation” and is designed to enhance the knowledge and skills of trainers and assessors allowing them to plan and execute medium scale exercises in order to gather evidence for assessment and assess operational capability. The “Exercising and Simulation” PDW also discusses the use of simulation tools in training and assessment and where these aids can assist or are a risk to the quality assessment process.

CONTENT

- Exercise concept development (aims, objectives and scope)
- Planning and designing exercises (exercise types and scenarios; control and coordination; planning and logistics and risk assessment)
- Debriefings
- Training simulation tools

DELIVERY DETAILS

PDW delivery is coordinated at a state level.







CONTACT DETAILS

Learning and Development team LD@rfs.nsw.gov.au

9. Community Engagement qualifications

Overview



-  FOUNDATION
-  TECHNICAL
-  SUPERVISION
-  COMMAND
-  STRATEGIC
-  STREAMS

Foundation

9.1 Community Safety Assistant (CSA)

OVERVIEW

The Community Safety Assistant (CSA) program is for people requiring the knowledge and skills to participate safely and effectively in community safety activities under direct supervision.

The CSA program provides people with the competencies to assist with specific hazard identification, present community safety information and undertake mitigation activities. Participants will gain an understanding of Service community safety services, facilities and activities.

UNITS OF COMPETENCY

CODE	TITLE
PUAFIR208B	Participate in community safety activities

PRE-REQUISITES AND CO-REQUISITES

Internal pre-requisites

- Members must have successfully completed BF or BFS.

National pre-requisites and co-requisites

- NIL

CONTENT

- Building relationships
- Community engagement
- Prepare, Act, Survive
- Legislation and liability
- Public relations
- Building product knowledge
- Bush fire survival plan

DELIVERY DETAILS

CSA delivery is coordinated at a state level.

CONTACT DETAILS

Community Engagement team community.engagement@rfs.nsw.gov.au



The **CSA course** is a NSW RFS foundation level course. [Click here to learn more about the different bands within the NSW RFS Training Framework.](#)

9.2 Community Safety Facilitator (CSF)

OVERVIEW

The Community Safety Facilitator (CSF) program is designed for people requiring skills for community safety roles.

The CSF program provides people with the competencies to identify and evaluate risk in the community and select and implement strategies to improve community safety and promote a positive public image for the NSW RFS. Applicants will gain an understanding of the Rural Fire Service's services, facilities and activities.

UNITS OF COMPETENCY

CODE	TITLE
PUAFIR301B	Undertake community safety activities
PUACOM005B	Foster a positive organisational image in the community

PRE-REQUISITES AND CO-REQUISITES

Internal pre-requisites

- Members must have successfully completed CSA.

National pre-requisites and co-requisites

- The prerequisite for both PUAFIR301B Undertake community safety activities and PUACOM005B Foster a positive organisational image in the community is PUATEA004D Work effectively in a public safety organisation (covered in BF)
- The co-requisite unit for PUACOM005B Foster a positive organisational image in the community is PUAFIR301B Undertake community safety activities.

CONTENT

- Community resilience
- Community engagement
- Building relationships
- Legislation and liability
- Hazard mitigation
- Public relations
- Building product knowledge
- Bush fire survival plan

DELIVERY DETAILS

CSF delivery is coordinated at a state level.

CONTACT DETAILS

Community Engagement team email community.engagement@rfs.nsw.gov.au



The **CSF course** is a NSW RFS technical level course. [Click here to learn more about the different bands within the NSW RFS Training Framework.](#)


10. Service Standards

10.1 Service Standard 6.1.3 Training in the Rural Fire Service

Service Standard (SS) 6.1.3 Training in the NSW Rural Fire Service contains 20 Training Standard Operating Procedures (TSOPs), designed to ensure training is delivered and assessed to a consistently high standard and that all trainees can access necessary training in a safe, efficient, timely and equitable manner.



You should always refer to the SS 6.1.3 for any and all training matters in the first instance. Download a copy from MyRFS.



STANDARDS FOR REGISTERED TRAINING ORGANISATIONS 2015

The purpose of the Standards (listed below in Table 2) is to:

- describe the requirements that an organisation must meet in order to be an RTO in Australia
- ensure that training delivered by RTOs meets industry requirements (as set out in the training package or accredited course) and has integrity for employment and further study, and
- ensure RTOs operate ethically and consider the needs of both learners and industry.

Table 4 Standards for RTOs

STANDARD 1	Responsive to industry and learner needs
STANDARD 2	Quality assurance
STANDARD 3	Secure and accurate certification
STANDARD 4	Accessible information about services
STANDARD 5	Informed and protected learners
STANDARD 6	Fair complaints handling
STANDARD 7	Effective governance and administration
STANDARD 8	Legal compliance

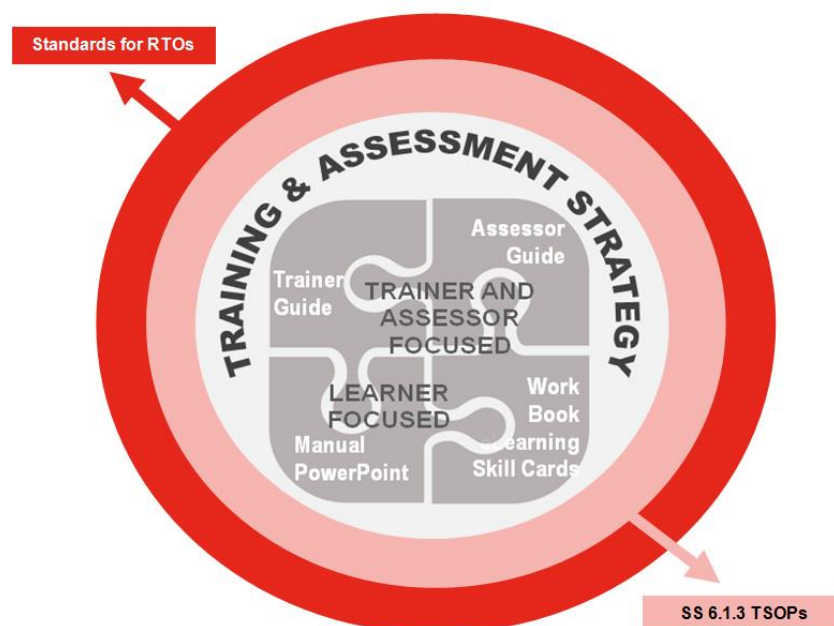


[Download a copy of the users' guide](#)

COMPLIANCE WITH STANDARDS FOR REGISTERED TRAINING ORGANISATIONS 2015

Adherence to SS6.1.3 allows the NSW RFS to fully comply with the National Vocational Education and Training (VET) [Standards for Registered Training Organisations \(RTOs\) 2015](#) governed by the Australian Skills Quality Authority (ASQA).

Along with the SS 6.1.3 Training Standard Operating procedures each NSW RFS course has an accompanying Training and Assessment Strategy which clearly demonstrates how NSW RFS meets the requirements of training packages and VET accredited courses.



10.2 Service Standard 6.1.2 Qualifications for NSW RFS Members

Service Standard (SS) 6.1.2 Qualifications for NSW RFS Members specifies the competencies (knowledge and skills) necessary to perform assigned roles or function in ways that are safe and effective.

Volunteer qualifications

B. Mainstream Firefighting Roles

Function / Role	Minimum Qualification
Fight a bush / grass fire under supervision	Bush Firefighter (BF)
Fight a village type fire (structure/vehicle)	Village Firefighter (VF)
Fight a fire without direct supervision	Advanced Firefighter (AF)

District and Regional staff qualifications

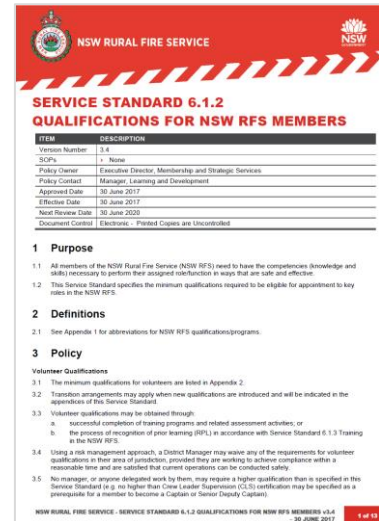
A. Management Roles

Elements	District		Regional		
	10/11	12/13	10/11 Business	10/11 Ops	12/13+
General	Level 6	Level 6	Level 6	Level 6	Level 6
Fire Risk Management	Level 5	Level 6	Level 1	Level 5	Level 5

Headquarters staff qualifications

D. Administrative and Support Roles

Elements	Level 1	Level 2/3	Level 4/5	Level 6/7
General	Level 1	Level 2	Level 3	Level 4



No manager, or anyone delegated work by them, may require a higher qualification than is specified in SS 6.1.2




You should refer to the SS 6.1.2 to determine the qualification level required for different roles within the NSW RFS. Download a copy from MyRFS.

10.3 Service Standard 6.1.5 Live Fire Training

Service Standard (SS) 6.1.5 Live Fire Training provides guidance for the conduct of live fire training in the NSW RFS, both as part of skills acquisition training i.e. initial training, and competency maintenance activities.

SS 6.1.5 is made up of 6 Standard Operating Procedures (SOPs) including:

1. **Safety** - provides guidance for the planning and conduct of live fire training evolutions so as to achieve maximum safety and pre-determined learning outcomes.
2. **Instructor requirements** - provides guidance on the level of personnel required to attend live fire training evolutions to ensure the achievement of learning outcomes and provide for the safety of all in attendance.
3. **Trainee pre-requisites** - provides details on the prerequisites required of trainees prior to the commencement of live fire training evolutions.
4. **Fuel loadings and types** - provides details on the requirements and considerations to be made when planning fuel class and loadings for live fire training evolutions.
5. **Live fire training environment** - provides details on the requirements and considerations to be made in respect of the environment in which live fire training evolutions are to take place.
6. **Live fire demonstrations** – provides details on the requirements and considerations to be made when considering demonstrations involving the use of live fire at either training or community events.



To ensure the safety of NSW RFS members participating in live fire training in any way, a risk management approach is to be taken before and during the training evolution.




You should always refer to the SS 6.1.5 prior to conducting live fire training. Download a copy from MyRFS.

11. Additional resources

11.1 User manuals

SAP LSO USER MANUAL



The objective of the SAP Learning Solutions Online (LSO) guide is to provide training Administrators with a step-by-step guide for carrying out different course and competency administration tasks within the system.


The guide covers the following:

- Course management
- Participant management
- Course completion
- Competency management
- Reports

Available via
SAP



FUEL USER MANUAL



The objective of the Fuel Online Learning user guide is to members with step-by-step instructions for accessing online learning.


The guide covers the following:

- Logging in and out
- Accessing and completing courses
- Frequently asked questions and answers

Available via
fuel.rfs.nsw.gov.au



ONLINE ORDERING L&D RESOURCES USER GUIDE



This user guide outlines how L&D Officers can order their L&D resources directly from Blue Star print.

This guide covers the following:


- Logging in
- Products page
- Placing an order

Available via
Intranet



11.2 Guidelines and Toolkits

RPL GUIDELINES



The RPL guidelines documents how L&D Officers process RPL applications and how members can apply for RPL.

This guide covers the following:

- What is RPL?
- RPL process
- Case studies + videos (incl. credit transfer, assessment on demand, recognition interview)

LLN GUIDE



The LLN guide explains how trainers and assessors can assist and support members with different LLN needs.

This guide covers the following:

- Identifying the LLN needs of members
- Support strategies
- Supporting members with specific disabilities

Available via
fuel.rfs.nsw.gov.au

BLENDED LEARNING TOOLKIT



The Blended Learning Toolkit explains how blended learning is embedded within NSW RFS training.

This toolkit covers the following:

- Blended learning (incl. frequently asked questions and answers)
- Implementing Skill Cards effectively
- Social learning tools
- New and future development (incl. eLearning timeline)


L&D WEBINAR SERIES




The L&D webinar series includes all webinars conducted by L&D.

11.3 Forms

TRAINING NOMINATION FORM



NSW RURAL FIRE SERVICE



STATE TRAINING NOMINATION FORM

MEMBER USE ONLY - COURSE DETAILS					
COURSE: <input style="width: 90%;" type="text"/>					
DATE: <input style="width: 80%;" type="text"/>		LOCATION: <input style="width: 80%;" type="text"/>			
YOUR DETAILS					
NAME: <input style="width: 90%;" type="text"/>		MEMBER NO: <input style="width: 80%;" type="text"/>			
TEL: <input style="width: 90%;" type="text"/>		BRIGADE: <input style="width: 80%;" type="text"/>			
EMAIL: <input style="width: 90%;" type="text"/>		DISTRICT: <input style="width: 80%;" type="text"/>			
PRE-REQUISITE(S) <small>(List the pre-requisites that you hold, as stated in the course information)</small>		Are you under 18 at the course start date?			
SERVICES AVAILABLE (You may contact the course coordinator to discuss any needs confidentially)			Y	N	
I would like to apply for recognition of my prior learning relating to this course (download RPL Kit)			<input type="checkbox"/>	<input type="checkbox"/>	
I need help with reading, writing or numeracy while completing this course (download LLN guide)			<input type="checkbox"/>	<input type="checkbox"/>	
Do you require accommodation? (Note accommodation is twin share/ state below if additional nights are required)			<input type="checkbox"/>	<input type="checkbox"/>	
Gender (for accommodation planning/ requirements only): <input style="width: 90%;" type="text"/>					
I have special dietary/ other requirements, these include: <input style="width: 90%;" type="text"/>					
SIGNATURE		DATE			
DISTRICT ADMINISTRATION USE ONLY			1	2	3
PRIORITY: Nominations require district approval and must be prioritised based on training and operational needs. All members have the right to be informed of their priority and the criteria used.			<input type="checkbox"/>	<input type="checkbox"/>	<input type="checkbox"/>
REASON: <input style="width: 90%;" type="text"/>					
OFFICER: <input style="width: 90%;" type="text"/>					
TRAINING ADMINISTRATOR USE ONLY			Y	N	
PRE-REQUISITES HAVE BEEN MET:			<input type="checkbox"/>	<input type="checkbox"/>	
NOMINATION OUTCOME / REASON: <input style="width: 90%;" type="text"/>					
SAP COURSE CODE: <input style="width: 80%;" type="text"/>		JOINING INSTRUCTIONS SENT:		<input type="checkbox"/>	<input type="checkbox"/>
NAME:		SIGNATURE:			

ASSESSMENT DECLARATION FORM

NSW RFS Assessment Declaration Form			
Name:		Member ID:	
Brigade:		District:	
<input type="checkbox"/> Candidate briefed as per Training SOP and readiness for assessment confirmed <input type="checkbox"/> Candidate has met any pre-requisites for assessment			
<i>The candidate named above has been assessed for the NSW RFS qualification or national units of competency listed below:</i>			
<input type="checkbox"/> COMPETENT		<input type="checkbox"/> NOT YET COMPETENT	
Assessor comments: <small>Comments are required. (For NYC results assessors must also provide action plan)</small>		Candidate comments: <small>(If appealing decision please indicate in comment box below)</small>	
<i>I confirm that all evidence gathered is valid, current, authentic and sufficient. The candidate has been provided with appropriate feedback.</i>		<i>I have been appropriately debriefed about this assessment and the decision that has been made.</i>	
Print name:		Print name:	
Signature:		Signature:	
Date:		Date:	
<input type="checkbox"/> Certified		<input type="checkbox"/> Not accepted	
<i>I have sighted and verified the evidence and confirm the candidate is eligible for the NSW RFS qualification or national units of competency listed above.</i>			
*Certifier:		Date certified:	
Signature:		Date entered SAP LSO:	
<small>*Assessments are normally certified by the District L&D Office (except for those for ASA, ASR, RFI, RTF & RTC, which must be certified by the Manager L&D Systems, a Regional L&D Manager or their delegate)</small>			

COURSE EVALUATION FORM



COURSE EVALUATION FORM

The NSW Rural Fire Service is committed to the continuous improvement of its courses to ensure members receive high quality, high fidelity training to better meet the needs of the community. By filling in this form you are providing valuable feedback, which improves courses into the future

Course: _____ Date: _____

LEARNER FOCUSED	AGREE	NOT SURE	DISAGREE
My Language, Literacy and Numeracy needs were met			
I was offered RPL during the course nomination process			
I was given plenty of notice of the course details			
I was reeived all the materials/resources relevant to the course			
COURSE FOCUSED	AGREE	NOT SURE	DISAGREE
The course materials and resources were helpful and easy to follow			
The pace and sequence of the course was appropriate			
I participated in group or individual activities relevant to the topic			
There was plenty of interaction with other course participants			
The venue and catering facilities were suitable			
TRAINERS/ ASSESOR FOCUSED	AGREE	NOT SURE	DISAGREE
The trainers/assessors were prepared, effective and helpful			
The post-course activities were well explained			
The assessment process was well explained			

Q1 What did you like most about this course?

Q2 What did you like least about this course?

Q3 Suggestions for improvements to the course:

JOINING INSTRUCTIONS TEMPLATE



JOINING INSTRUCTIONS

>>COURSE NAME<<

>>COURSE START DATE<<

If for any reason you are unable to attend please contact >>INSERT NAME & DETAILS << in the first instance.

If you wish to apply for *Recognition of Prior Learning (RPL)* or require assistance with *Language, Literacy and Numeracy (LLN)*, please advise us as soon as possible so that arrangements and/or additional assistance can be provided.

TRAINING EVENT DETAILS	
AIM OF TRAINING	The training event is designed to give you the knowledge and skills you require to >>INSERT DETAILS OF COURSE OUTLINE HERE<<
PRE-REQUISITES	>>INSERT DETAILS <<
PRE COURSE STUDY	<ul style="list-style-type: none"> ➤ The workbook and manual (if applicable) can be issued to participants prior to the course. ➤ Pre course learning may also be available on FUEL or The Hub. ➤ The completed workbook must be presented at the practical session.
JOINING INSTRUCTIONS	
LOCATION	>>INSERT DETAILS <<
DAYS/ DATES & TIMES	>>INSERT DETAILS <<
ACCOMMODATION	>>INSERT DETAILS <<
MEALS	<ul style="list-style-type: none"> ➤ All meals will be provided. ➤ Vegetarian and Gluten Free meals (for those with non-medical requirements) can be catered for if they advise in advance. ➤ Participants with all other special dietary requirements will need to contact the District Office.
PAYMENT	The NSW Rural Fire Service covers direct course costs
DRESS CODE	>>INSERT DETAILS <<
COURSE MATERIALS	<ul style="list-style-type: none"> ➤ All printed material will be provided. Please provide your own writing materials.
COURSE COORDINATOR	>>INSERT NAME & DETAILS <<

Appendices

Appendix 1

PUA20713 CERTIFICATE II IN PUBLIC SAFETY (FIREFIGHTING OPERATIONS)

PACKAGE RULES

11 units of competency are required for this qualification including:

- 4 core units
- 7 elective units

Candidates must complete:

- A minimum of 5 elective units from the lists below.
- 2 remaining elective units from either the lists below or elsewhere within this training package or another endorsed training package or accredited course.
- A maximum of 2 elective units may be chosen from Group B.

Elective rules

- All elective units selected from outside this qualification must be from an equivalent qualification level or higher.
- Elective units selected from outside the qualification must not duplicate content already covered by units in this qualification.

Pre-requisites

- Where a pre-requisite unit is attached to a unit it is identified by this symbol \perp .
- The pre-requisite units attached to any of the units must be undertaken and are additional to the number of units required for the qualification.

CODE	CORE UNITS	INTERNAL QUAL
PUAEQU001B	Prepare, maintain and test response equipment \perp PUAFIR215 Prevent injury (Fire sector specific)	BF
PUAFIR204B	Respond to wildfire \perp PUAFIR215 Prevent injury	BF
PUAFIR215	Prevent injury	BF, BFS, CFU
PUATEA001B	Work in a team	BF, BFS
GROUP A GENERAL ELECTIVE UNITS		
PUACOM001C	Communicate in the workplace	CCA, CBD
PUACOM002B	Provide services to clients	

PUAFIR203B	Respond to urban fire <ul style="list-style-type: none"> PUAFIR207B Operate breathing apparatus open circuit PUAFIR215 Prevent injury 	BAO
PUAFIR205B	Respond to aviation incident (specialist) <ul style="list-style-type: none"> PUAFIR203B Respond to urban fire <ul style="list-style-type: none"> PUAFIR207B Operate breathing apparatus open circuit PUAFIR215 Prevent injury 	
PUAFIR206B	Check installed fire safety systems	
PUAFIR207B	Operate breathing apparatus open circuit <ul style="list-style-type: none"> PUAFIR215 Prevent injury 	BAO
PUAFIR208B	Participate in community safety activities	CSA
PUAFIR209B	Work safely around aircraft	ARO, ABO, HIT
PUAFIR212B	Rappel from helicopter* <ul style="list-style-type: none"> PUAFIR209B Work safely around aircraft 	
PUAFIR213	Assist with prescribed burning <ul style="list-style-type: none"> PUAFIR215 Prevent injury 	
PUAFIR214	Use Class A foam in wildfire operations and non-structural applications <ul style="list-style-type: none"> PUAFIR204B Respond to wildfire PUAFIR215 Prevent injury 	
PUAFIR216	Undertake hover-exit operations from helicopter <ul style="list-style-type: none"> PUAFIR209B Work safely around aircraft 	HIT
PUAFIR217	Undertake helicopter winch operations* <ul style="list-style-type: none"> PUAFIR209B Work safely around aircraft 	HWS, HIT
PUAFIR218	Respond to isolated structure fire <ul style="list-style-type: none"> PUAFIR215 Prevent injury 	VF
PUAFIR301B	Undertake community safety activities	CSF
PUALAW001B	Protect and preserve incident scene	PPIS, PAIRO
PUAHS001C	Follow defined occupational health and safety policies and procedures	SI
PUAOPE013A	Operate communications systems and equipment	BF, BFS
PUASAR022A	Participate in a rescue operation <ul style="list-style-type: none"> HLTFA211A Provide basic emergency life support OR <ul style="list-style-type: none"> PUAEME001B Provide emergency care <ul style="list-style-type: none"> PUAFIR215 Prevent injury (Fire sector specific) 	PAIRO
PUASAR023A	Participate in an urban search and rescue Category 1	USR

	L HLTFA211A Provide basic emergency life support OR L PUAEME001B Provide emergency care L PUAFIR215 Prevent injury (Fire sector specific)	
PUASAR033	Perform land based swiftwater and floodwater rescue and recovery L HLTFA311A Apply first aid	
PUATEA004D	Work effectively in a public safety organisation	BF, BFS
FPICOT3259	Operate 4x4 vehicles	
HLTFA211A	Provide basic emergency life support	BLS
GROUP B CHAINSAW ELECTIVES		
AHCARB205A	Operate and maintain chainsaws	
FPICOT2237A	Maintain chainsaws	
FPICOT2236	Fall trees manually (basic)	
FPICOT2239A	Trim and cut felled trees	TFT

Appendix 2

PUA30713 CERTIFICATE III IN PUBLIC SAFETY (FIREFIGHTING OPERATIONS)

PACKAGE RULES

12 units of competency are required for this qualification including:

- 3 core units
- 9 elective units

Candidates must complete:

- A minimum of 7 elective units from the lists below, of which at least one must be chosen from Group A.
- 2 remaining elective units from either the lists below, or elsewhere in this training package, or another endorsed training package, or accredited course.

Elective rules

- Only one elective unit may be chosen from the Group B list.
- Only two elective units may be chosen from the Group C list.
- All elective units selected from outside this qualification must be from a qualification level of Certificate II or higher.
- Elective units selected must not duplicate content already covered by other units in this qualification.

Pre-requisites:

- Where a pre-requisite unit is attached to a unit it is identified by this symbol \perp .
- The pre-requisite units attached to any of the units must be undertaken and are additional to the number of units required for the qualification.

CODE	CORE UNITS	INTERNAL QUAL
PUAFIR309B	<p>Operate pumps</p> <p>\perp PUAEQU001B Prepare, maintain and test response equipment</p> <p>\perp PUAFIR215 Prevent injury (Fire sector specific)</p> <p>And one of the following four units</p> <p>\perp PUAFIR218 Respond to isolated structure fire</p> <p>\perp PUAFIR215 Prevent injury</p> <p>OR</p> <p>\perp PUAFIR203B Respond to urban fire</p> <p>\perp PUAFIR207B Operate breathing apparatus open circuit</p> <p>\perp PUAFIR215 Prevent injury</p> <p>OR</p> <p>\perp PUAFIR204B Respond to wildfire</p> <p>\perp PUAFIR215 Prevent injury</p> <p>OR</p> <p>\perp PUAFIR205B Respond to aviation incident (specialist)</p>	HYD

	L PUAFIR203B Respond to urban fire L PUAFIR207B Operate breathing apparatus open circuit L PUAFIR215 Prevent injury	
PUAOHS002B	Maintain safety at an incident site L PUAFIR215 Prevent injury (Fire sector specific)	CSW
PUATEA002B	Work autonomously L PUATEA001B Work in a team (Fire sector specific)	API
ELECTIVE UNITS GROUP A		
PUAFIR302B	Suppress urban fire L HLTFA311A Apply first aid L PUAFIR203B Respond to urban fire L PUAFIR207B Operate breathing apparatus open circuit L PUAFIR215 Prevent injury	
PUAFIR303B	Suppress wildfire L PUAFIR204B Respond to wildfire L PUAFIR215 Prevent injury	CLW
ELECTIVE UNITS GROUP B		
HLTFA302C	Provide first aid in remote situation	
HLTFA404C	Apply advanced resuscitation techniques	ART
ELECTIVE UNITS GROUP C		
AHCARB205A	Operate and maintain chainsaws	
FPIFGM3212	Fall trees manually (intermediate)	TFI
FPIFGM3213	Fall trees manually (advanced)	TFF
FPICOT2239A	Trim and cut felled trees	TFT
ELECTIVE UNITS GROUP D		
PUACOM005B	Foster a positive organisational image in the community L PUATEA004D Work effectively in a public safety organisation (Fire sector specific)	CSF
PUACOM006B	Plan and conduct a public awareness program L PUACOM005B Foster a positive organisational image in the community (Fire sector specific) L PUATEA004D Work effectively in a public safety organisation (Fire sector specific)	
PUAFIR301B	Undertake community safety activities	CSF
PUAFIR304B	Respond to marine emergencies L PUAFIR207B Operate breathing apparatus open circuit L PUAFIR215 Prevent injury	
PUAFIR305B	Respond to aviation incidents (general)	

	<ul style="list-style-type: none"> PUAFIR218 Respond to isolated structure fire <ul style="list-style-type: none"> PUAFIR215 Prevent injury <p>OR</p> <ul style="list-style-type: none"> PUAFIR203B Respond to urban fire <ul style="list-style-type: none"> PUAFIR207B Operate breathing apparatus open circuit <ul style="list-style-type: none"> PUAFIR215 Prevent injury 	
PUAFIR308B	Employ personal protection at a hazardous materials incident <ul style="list-style-type: none"> PUAFIR207B Operate breathing apparatus open circuit <ul style="list-style-type: none"> PUAFIR215 Prevent injury 	
PUAFIR311B	Dispatch rappel personnel and equipment from a helicopter <ul style="list-style-type: none"> PUAFIR212B Rappel from helicopter <ul style="list-style-type: none"> PUAFIR209B Work safely around aircraft 	
PUAFIR312B	Operate aerial ignition equipment in an aircraft <ul style="list-style-type: none"> PUAFIR209B Work safely around aircraft 	IOS
PUAFIR313B	Operate aviation support equipment <ul style="list-style-type: none"> PUAFIR209B Work safely around aircraft 	ABO
PUAFIR314B	Utilise installed fire safety systems <ul style="list-style-type: none"> PUAFIR206B Check installed fire safety systems 	
PUAFIR315B	Navigate from an aircraft <ul style="list-style-type: none"> PUAFIR209B Work safely around aircraft (Fire sector specific) 	AOB
PUAFIR316	Identify, detect and monitor hazardous materials at an incident <ul style="list-style-type: none"> PUAFIR207B Operate breathing apparatus open circuit <ul style="list-style-type: none"> PUAFIR215 Prevent injury 	
PUAFIR317	Operate aerial appliance <ul style="list-style-type: none"> PUAEQU001B Prepare, maintain and test response equipment <ul style="list-style-type: none"> PUAFIR215 Prevent injury (Fire sector specific) PUAFIR215 Prevent injury PUAVEH001B Drive vehicles under operational conditions 	
PUAFIR318	Operate specialist appliance	
PUAFIR319	Take local weather observations	
PUAFIR320	Render hazardous materials incidents safe <ul style="list-style-type: none"> PUAFIR215 Prevent injury 	
PUAFIR321	Operate heavy plant in fire control operations	
PUAFIR322	Push trees with machines in forest fire control operations	
PUALAW002B	Conduct initial investigation at incident scene	WFI
PUAOPE014A	Navigate to an incident	NAV
PUAOPE020A	Lead a crew	

PUASAR024A	<p>Undertake road crash rescue</p> <ul style="list-style-type: none"> └ PUASAR022A Participate in a rescue operation <ul style="list-style-type: none"> └ HLTFA211A Provide basic emergency life support <p>OR</p> <ul style="list-style-type: none"> └ PUAEME001B Provide emergency care <ul style="list-style-type: none"> └ PUAFIR215 Prevent injury (Fire sector specific) <p>And either</p> <ul style="list-style-type: none"> └ PUAEME002C Manage injuries at emergency incident <ul style="list-style-type: none"> └ PUAEME001B Provide emergency care <ul style="list-style-type: none"> └ PUAFIR215 Prevent injury (Fire sector specific) <p>OR</p> <ul style="list-style-type: none"> └ HLTFA311A Apply first aid 	RCR
PUASAR025A	<p>Undertake confined space rescue</p> <ul style="list-style-type: none"> └ PUASAR022A Participate in a rescue operation (Fire sector specific) <ul style="list-style-type: none"> └ HLTFA211A Provide basic emergency life support <p>OR</p> <ul style="list-style-type: none"> └ PUAEME001B Provide emergency care <ul style="list-style-type: none"> └ PUAFIR215 Prevent Injury (Fire sector specific) <ul style="list-style-type: none"> └ PUAFIR316 Identify, detect and monitor hazardous materials at an incident (Fire sector specific) <ul style="list-style-type: none"> └ PUAFIR207B Operate breathing apparatus open circuit <ul style="list-style-type: none"> └ PUAFIR215 Prevent injury 	
PUASAR026A	Undertake industrial and domestic rescue	
PUASAR028A	<p>Undertake rescue from a partial structural collapse</p> <ul style="list-style-type: none"> └ PUASAR023A Participate in an urban search and rescue Category 1 <ul style="list-style-type: none"> └ HLTFA211A Provide basic emergency life support <p>OR</p> <ul style="list-style-type: none"> └ PUAEME001B Provide emergency care <ul style="list-style-type: none"> └ PUAFIR215 Prevent injury (Fire sector specific) 	
PUASAR029A	Undertake a complex transport rescue	
PUASAR030A	<p>Undertake trench rescue</p> <ul style="list-style-type: none"> └ PUASAR022A Participate in a rescue operation <ul style="list-style-type: none"> └ HLTFA211A Provide basic emergency life support <p>OR</p> <ul style="list-style-type: none"> └ PUAEME001B Provide emergency care <ul style="list-style-type: none"> └ PUAFIR215 Prevent injury (Fire sector specific) 	
PUASAR031A	<p>Undertake an urban search and rescue Category 2</p> <ul style="list-style-type: none"> └ PUASAR023A Participate in an urban search and rescue Category 1 	

	<ul style="list-style-type: none"> └ HLTF211A Provide basic emergency life support OR └ PUAEME001B Provide emergency care └ PUAFIR215 Prevent injury (Fire sector specific) 	
PUASAR032A	Undertake vertical rescue <ul style="list-style-type: none"> └ PUASAR022A Participate in a rescue operation └ HLTF211A Provide basic emergency life support OR └ PUAEME001B Provide emergency care └ PUAFIR215 Prevent injury (Fire sector specific) 	
PUASAR034	Undertake swiftwater and floodwater rescue and recovery <ul style="list-style-type: none"> └ PUASAR033 Perform land based swiftwater and floodwater rescue and recovery └ HLTF311A Apply first aid 	
PUAVEH001B	Drive vehicles under operational conditions	RFD
CPPSIS3011A	Apply map presentation principles	
CPPSIS3015A	Collect basic spatial data	
FPIFGM3215	Perform complex 4x4 operations	
HLTF311A	Apply first aid	FAA
TAEDEL301A	Provide work skill instruction	RFI

Appendix 3

PUA31412 CERTIFICATE III IN PUBLIC SAFETY (COMMUNITY SAFETY)

PACKAGE RULES

12 units of competency are required for this qualification including:

- 3 core units
- 9 elective units

Candidates must complete

- 3 elective units from the Group A list below.
- A minimum of 4 elective units from the Group B list below.
- 2 remaining elective units from either the Group B list below or elsewhere within this training package or another endorsed training package, or accredited course.

Elective rules

- All elective units selected from outside this qualification must be from an equivalent qualification level or higher.
- Elective units selected must not duplicate content already covered by other units in this qualification.

Pre-requisites:

- Where a pre-requisite unit is attached to a unit it is identified by this symbol \perp .
- The pre-requisite units attached to any of the units must be undertaken and are additional to the number of units required for the qualification.

CODE	CORE UNITS	INTERNAL QUAL
PUACOM001C	Communicate in the workplace	CCA, CBD
PUACOM002B	Provide services to clients	
PUATEA004D	Work effectively in a public safety organisation	BF, BFS
ELECTIVE UNITS GROUP A		
PUACOM014B	Contribute to community safety	
OR		
PUAFIR208B	Participate in community safety activities	CSA
PUACOM015B	Conduct community safety activities \perp PUATEA004D Work effectively in a public safety organisation	
OR		
PUAFIR301B	Undertake community safety activities	CSF
PUAEME001B	Provide emergency care	
PUAEME002C	Manage injuries at emergency incident \perp PUAEME001B Provide emergency care	
PUAEMR008B	Contribute to an emergency risk management process	
PUAEMR026	Treat operational risk	

	L PUAEMR027 Assess operational risk	
PUAEMR027	Assess operational risk	
PUAFIR206B	Check installed fire safety systems	
PUAFIR314B	Utilise installed fire safety systems	
	L PUAFIR206B Check installed fire safety systems	
PUAOHS001C	Follow defined occupational health and safety policies and procedures	SI
PUAOHS002B	Maintain safety at an incident scene	CSW
PUAPOLIM002A	Promote public safety objectives by liaison with a culturally specific community	
PUAWER001B	Identify, prevent and report potential workplace emergency situations	
PUAWER004B	Respond to workplace emergencies	
PUAWER008B	Confine small workplace emergencies	
ELECTIVE UNITS GROUP B		
PUACOM005B	Foster a positive organisational image in the community	CSF
PUACOM006B	Plan and conduct a public awareness campaign	
PUACOM011B	Develop community awareness networks	
PUACOM012B	Liaise with media at a local level	MLO
PUALAW001B	Protect and preserve incident scene	PPIS, PIARO
PUALIO002B	Provide local community, cultural and geographic information to other agencies and tourists	
PUAPOLIM003A	Provide interpreting and translating services	
PUATEA001B	Work in a team	BF, BFS
PUATEA002B	Work autonomously	API
PUATEA005A	Manage own professional performance	
AHCCCF413A	Service committees	
CHCCD401E	Support community participation	
CHCCD413E	Work within specific communities	
CHCGROUP302D	Support group activities	
CHCYTH301D	Work effectively with young people	
SITXMPR402	Create a promotional display or stand	
TAEDEL301A	Provide work skill instruction	RFI

Appendix 4

PUA33012 CERTIFICATE III IN PUBLIC SAFETY (EMERGENCY COMMUNICATIONS CENTRE OPERATIONS)

PACKAGE RULES

11 units of competency are required for this qualification including:

- 3 core units
- 8 elective units

Candidates must complete

- A minimum of 6 elective units from the list below.
- 2 remaining elective units from either the elective list below or elsewhere within this training package or another endorsed training package, or accredited course.

Elective rules:

- Only one unit may be chosen from the Group A elective list.
- All elective units selected from outside this qualification must be from an equivalent qualification level or higher.
- Elective units selected must not duplicate content already covered by other units in this qualification.

Pre-requisites:

- Where a pre-requisite unit is attached to a unit it is identified by this symbol \perp .
- The pre-requisite units attached to any of the units must be undertaken and are additional to the number of units required for the qualification.

CODE	CORE UNITS	INTERNAL QUAL
PUACOM001C	Communicate in the workplace	CCA, CBD
PUAECO001A	Operate telephony systems	CCA
PUAECO002A	Process emergency incident calls and enquiries	CCO
PUAECO003A	Operate and control radio networks	CCO
PUAECO004A	Operate computer aided dispatch system	
PUAECO005A	Dispatch resources from within an emergency communications centre	CCO
PUAHS001C	Follow defined occupational health and safety policies and procedures	SI
PUATEA001B	Work in a team	BF, BFS
ELECTIVE UNITS GROUP A		
PUAEME001B	Provide emergency care	
HLTFA211A	Provide basic emergency life support	BLS
ELECTIVE UNITS GROUP B		
PUAECO006A	Read and interpret maps	
PUAECO007A	Respond to and maintain monitored alarm systems	
PUAECO008A	Receive and action notification of uncontrolled hazardous materials situations \perp PUAECO001A Operate telephony systems	

PUAFIR215	Prevent injury	BF, BFS, CFU
PUAOPE013A	Operate communications systems and equipment	BF, BFS
PUASES012A	Work as a team member in an emergency operations centre	CCA
PUATEA002B	Work autonomously	API
PUATEA004D	Work effectively in a public safety organisation	BF, BFS

Appendix 5

AVI30216 CERTIFICATE III AVIATION (RESCUE CREWMAN)

PACKAGE RULES

14 units of competency are required for this qualification:

- 8 core units
- 6 general elective units from the general elective units listed below

Elective rules

- The general elective units must contribute to the vocational outcomes of the qualification.
- Where imported units are selected, care must be taken to ensure that all prerequisite units specified are complied with.

Pre-requisites

The following imported unit has a prerequisite unit:

- PUAFIR216 Undertake hover-exit operations from helicopter

CODE	CORE UNITS	INTERNAL QUAL
AVIF0001	Apply aircraft safety procedures	DTW
AVIF2014	Undertake aircraft underwater escape and survival	HUET
AVIF2020	Employ fatigue risk management practices in an aviation workplace	CRM-A
AVIF3005	Maintain the safety of people and aircraft	DTW
AVIF3006	Respond to abnormal and emergency situations in an aircraft	DTW
AVIW3024	Perform wireman duties	DTW
AVIW3025	Complete aircraft and flight equipment pre- and post-flight actions	DTW
AVIZ1005	Maintain basic situational awareness in an aviation workplace	DTW
ELECTIVES (GENERAL)		
AVIE0001	Operate aeronautical radio	
AVIE4001	Maintain aircraft radio communications	
AVIF0002	Provide first aid in an aviation environment	
AVIF0014	Manage human factors in aviation operations	CRM-A
AVIF3016	Marshal aircraft	
AVIW2030	Be airborne extracted by suspended rope	
AVIW2031	Be airborne extracted using suspended extraction equipment	
AVIW2032	Fast rope from a helicopter	
AVIW2033	Rappel from a helicopter	
AVIW3006	Refuel aircraft	

AVIW3026	Conduct night vision imaging system operations	
AVIW3027	Deliver pyrotechnics and handheld stores	
AVIW4028	Manage aircraft sensor systems	
AVIY3052	Conduct helicopter landing site and unprepared helicopter landing site operations	
AVIY4051	Conduct external load-lift operations	SLO
AVIY4054	Conduct hoisting operations	
HLTAID007	Provide advanced resuscitation	
PUAAMS002B	Search as a member of an air search team	ASAR
PUAFIR209B	Work safely around aircraft	ABK, ABO HIT
PUAFIR216	Undertake hover-exit operations from helicopter	HIT
TLIA1001	Secure cargo	
TLIO1002	Follow security procedures when working with passengers and personnel	

Appendix 6

PUA40313 CERTIFICATE IV IN PUBLIC SAFETY (FIREFIGHTING SUPERVISION)

PACKAGE RULES

11 units of competency are required for this qualification including:

- 3 core units
- 8 elective units

Candidates must complete:

- A minimum of 6 elective units from the lists below.
- The remaining 2 elective units from either the lists below, or elsewhere within this training package, or another endorsed training package, or accredited course.

Elective rules:

- Only 1 elective unit may be chosen from the Group B list.
- Only 2 elective units in total may be chosen from Groups B & C.
- All elective units selected from outside this qualification must be from an equivalent qualification level or higher.
- Elective units selected must not duplicate content already covered by other units in this qualification.

Pre-requisites:

- Where a pre-requisite unit is attached to a unit it is identified by this symbol ⊥.
- The pre-requisite units attached to any of the units must be undertaken and are additional to the number of units required for the qualification.

CODE	CORE UNITS	INTERNAL QUAL
PUAOPE0015A	Conduct briefings and debriefings	CBD
PUAOPE012A	Control a Level 1 incident ⊥ PUAFIR302B Suppress urban fire (Fire sector specific) ⊥ HLTF311A Apply first aid ⊥ PUAFIR203B Respond to urban fire ⊥ PUAFIR207B Operate breathing apparatus open circuit ⊥ PUAFIR215 Prevent injury OR ⊥ PUAFIR303B Suppress wildfire (Fire sector specific) ⊥ PUAFIR204B Respond to wildfire ⊥ PUAFIR215 Prevent injury	CL
PUATEA003B	Lead, manage and develop teams ⊥ PUATEA002B Work autonomously (Fire sector specific) ⊥ PUATEA001B Work in a team (Fire sector specific)	
ELECTIVE UNITS GROUP A		
PUAC0M006B	Plan and conduct a public awareness program	

	<ul style="list-style-type: none"> PUACOM005B Foster a positive organisational image in the community (fire sector specific) PUATEA004D Work effectively in a public safety organisation (Fire sector specific) 	
PUACOM011B	Develop community awareness networks <ul style="list-style-type: none"> PUAFIR301B Undertake community safety activities (Fire sector specific) 	
PUACOM012B	Liaise with media at a local level	MLO
PUAEMR022	Establish context for emergency risk assessment	
PUAFIR401B	Obtain incident intelligence	AOB
PUAFIR403B	Assess building plans <ul style="list-style-type: none"> PUAFIR314C Utilise installed fire safety systems PUAFIR206B Check installed fire safety systems 	
PUAFIR404B	Inspect dangerous goods facilities <ul style="list-style-type: none"> PUAFIR403B Assess building plans PUAFIR314B Utilise installed fire safety systems PUAFIR206B Check installed fire safety systems 	
PUAFIR405B	Collect, analyse and provide regulatory information	
PUAFIR408B	Plan aircraft operations <ul style="list-style-type: none"> PUAOPE013A Operate communications systems and equipment PUAFIR209B Work safely around aircraft 	AAS, AOF, ABM
PUAFIR409B	Develop air attack strategies <ul style="list-style-type: none"> PUAFIR408B Plan aircraft operations PUAOPE013A Operate communications systems and equipment PUAFIR209B Work safely around aircraft PUAOPE013A Operate communications systems and equipment 	AAS
PUAFIR410A	Provide safety advice at a rural/land management incident	SAA
PUAFIR411A	Provide safety advice at an urban incident	
PUAFIR412	Conduct simple prescribed burns <ul style="list-style-type: none"> PUAFIR303B Suppress wildfire PUAFIR204B Respond to wildfire PUAFIR215 Prevent injury 	PBS
PUAFIR413	Develop simple prescribed burn plans <ul style="list-style-type: none"> PUAFIR303B Suppress wildfire PUAFIR204B Respond to wildfire PUAFIR215 Prevent injury 	PBP
PUAFIR414	Interpret and analyse fire weather information	
PUAFIR415	Supervise use of machinery in wildfire operations <ul style="list-style-type: none"> PUAFIR303B Suppress wildfire 	HPS

	<ul style="list-style-type: none"> PUAFIR204B Respond to wildfire PUAFIR215 Prevent injury 	
PUAFIR416	Supervise specialist response to aviation accidents and incidents <ul style="list-style-type: none"> PUAFIR205B Respond to aviation incident (specialist) <ul style="list-style-type: none"> PUAFIR203B Respond to urban fire <ul style="list-style-type: none"> PUAFIR207B Operate breathing apparatus open circuit PUAFIR215 Prevent injury 	
PUAMAN002B	Administer work group resources	AOM
PUAOPE012A	Control a Level 1 incident <ul style="list-style-type: none"> PUAFIR302B Suppress urban fire (Fire sector specific) <ul style="list-style-type: none"> HLTFA311A Apply first aid PUAFIR203B Respond to urban fire <ul style="list-style-type: none"> PUAFIR207B Operate breathing apparatus open circuit PUAFIR215 Prevent injury OR <ul style="list-style-type: none"> PUAFIR303B Suppress wildfire (Fire sector specific) <ul style="list-style-type: none"> PUAFIR204B Respond to wildfire PUAFIR215 Prevent injury 	CL
PUAOPE016A	Manage a multi-team sector <ul style="list-style-type: none"> PUAFIR302B Suppress urban fire (Fire sector specific) <ul style="list-style-type: none"> HLTFA311A Apply first aid PUAFIR203B Respond to urban fire <ul style="list-style-type: none"> PUAFIR207B Operate breathing apparatus open circuit PUAFIR215 Prevent injury OR <ul style="list-style-type: none"> PUAFIR303B Suppress wildfire (Fire sector specific) <ul style="list-style-type: none"> PUAFIR204B Respond to wildfire PUAFIR215 Prevent injury 	GL, AOM
BSBCMM401A	Make a presentation	RFI
BSBMGT401A	Show leadership in the workplace	
CPPSIS4026A	Read and interpret basic image data	
ELECTIVE UNITS GROUP B		
TAEASS301B	Contribute to assessment	RFI, ASA
TAEASS402B	Assess competence	ASR
ELECTIVE UNITS GROUP C		
TAEASS401B	Plan assessment activities and processes	ASR
TAEASS403B	Participate in assessment validation	ASR

TAEDEL301A	Provide work skill instruction	RFI
TAEDEL401A	Plan, organise and deliver group-based learning	
TAEDEL402A	Plan, organise and facilitate learning in the workplace	
TAEDEL404A	Mentor in the workplace	

Appendix 7 Gap analysis tool

Relationship between NSW RFS programs and the units of PUA20713 Certificate II in Public Safety (Firefighting Operations)

UNIT CODE	UNIT NAME	NSW RURAL FIRE SERVICE INTERNAL PROGRAMS					
CORE UNITS (ALL 4 REQUIRED)		BF/BFS	VF	BAO	CBD/CCA	PPS/PIARO	TFT
PUAFIR215	Prevent Injury	X					
PUAFIR204B	Respond to Wildfire	X					
PUAEQU001B	Prepare, Maintain & Test Response Equipment	X					
PUATEA001B	Work in a Team	X					
GROUP A ELECTIVE UNITS (MINIMUM 5 REQUIRED). TOTAL ELECTIVES FROM GROUP A AND B MUST TOTAL 7							
PUAFIR218	Respond to isolated structure fire		X				
PUAFIR207B	Operate breathing apparatus open circuit			X			
PUACOM001C	Communicate in the Workplace				X		
PUALAW001B	Protect and Preserve Incident Scene					X	
PUAOPE013A	Operate Comms Systems and Equipment	X					
PUATEA004D	Work Effectively in a Public Safety Organisation	X					
GROUP B ELECTIVE UNITS (MAXIMUM OF 2 ALLOWED)							
FPICOT2239A	Trim and Cross Cut Felled Trees						X

Relationship between NSW RFS programs and the units of PUA30713 Certificate III in Public Safety (Firefighting Operations)

UNIT CODE	UNIT NAME	NSW RURAL FIRE SERVICE INTERNAL PROGRAMS (RFS CERTIFICATIONS)											
CORE UNITS (ALL 3 NEEDED)		NAV	CSW	HYD	API	CLW	FAA	ASR	RFI	CSF	RFD	TFI	ASA
PUAHS002B	Maintain Safety at an Incident Site		X										
PUATEA002B	Work Autonomously				X								
PUAFIR309B	Operate pumps			X									
GROUP A ELECTIVE UNITS (AT LEAST 1 REQUIRED)													
PUAFIR303B	Suppress Wildfire					X							
GROUP C ELECTIVE UNITS (ONLY 1 ALLOWED)													
FPIFGM3212	Fall Trees Manually (Intermediate)											X	
GROUP D ELECTIVE UNITS (REMAINDER TO MAKE UP TOTAL = 9 ELECTIVE UNITS)													
TAEDL301A	Provide work skill instruction								X				
PUACOM005B	Foster a Positive Organisational Image in the Community									X			
TAEASS402B	Assess competence							X					
PUAOPE014A	Navigate to an incident	X											
TAEASS301B	Contribute to assessment								X				X
PUAVEH001B	Drive Vehicles Under Op. Conditions										X		
HLTFA311A	Apply first aid						X						

Relationship between NSW RFS programs and the units of PUA31412 Certificate III in Public Safety (Community Safety)

UNIT CODE	UNIT NAME	NSW RURAL FIRE SERVICE INTERNAL PROGRAMS							
CORE UNITS (ALL 3 REQUIRED)		CSW	API	BF/BFS	CSA	CSF	CSC	CCA	RFI
PUACOM001C	Communicate in the workplace							X	
PUACOM002B	Provide services to clients				TBA*				
PUATEA004D	Work effectively in a public safety organisation			X					
GROUP A ELECTIVE UNITS (MIN 3 REQUIRED)									
PUAFIR208B	Participate in community safety activities				X				
PUAFIR301B	Undertake community safety activities					X			
PUAOKS002B	Maintain safety at an incident scene	X							
GROUP B ELECTIVE UNITS (MIN 6 REQUIRED)									
PUACOM005B	Foster a positive organisational image in the community					X			
PUACOM006B	Plan and conduct a public awareness campaign						X		
PUACOM011B	Develop community awareness networks						X		
PUATE001B	Work in a team			X					
PUATEA002B	Work autonomously		X						
TADEL301A	Provide work skill instruction								X

TBA* Changes to the Community Engagement programs are scheduled for 2018. As part of these changes *PUACOM002B Provide Services to clients* will be included in the introductory program and will be retrospectively awarded to all those members who have completed CSA.

Relationship between NSW RFS program and the units of competency of PUA33012 Certificate III in Public Safety (Emergency Communications Centre Operations)

UNIT CODE	UNIT NAME	NSW RURAL FIRE SERVICE INTERNAL PROGRAMS					
CORE UNITS (MIN3 NEEDED) (UP TO 8 ALLOWED)		BF	API	CBD	BLS	CCO	CCA
PUACOM001C	Communicate in the workplace	X		X			X
PUAECO001A	Operate telephony systems						X
PUATEA001B	Work in a Team	X					
PUAECO003A	Operate and control radio networks					X	
HLTFA211A	Provide basic emergency life support				X		
GROUP A ELECTIVE UNITS (1 ALLOWED)							
HLTFA211A	Provide basic emergency life support				X		
GROUP B ELECTIVE UNITS (UP TO 8 ALLOWED)							
PUAOPE013A	Operate Comms Systems and Equipment	X					
PUATEA004D	Work Effectively in a Public Safety Organisation	X					
PUATEA002B	Work autonomously		X				
PUASES012A	Work as a team member in an emergency operations centre						X
PUAFIR215	Prevent Injury	X					

Relationship between NSW RFS programs and the units of PUA40313 Certificate IV in Public Safety (Firefighting Supervision)

UNIT CODE	UNIT NAME	NSW RURAL FIRE SERVICE INTERNAL PROGRAMS								
CORE UNITS (ALL 3 NEEDED)		CLS	CBD	PBP	PBS	ASR/RTC	CSC	MLO	IML	EXT*
PUAOPE012A	Control a Level 1 incident	X								
PUAOPE015A	Conduct Briefings and Debriefings		X							
PUATEA003B	Lead, Manage and Develop Teams									X
GROUP A ELECTIVE UNITS (8 REQUIRED 6 MIN)										
PUAFIR413	Develop simple Prescribed Burn Plans			X						
PUAFIR412	Conduct simple prescribed burns				X					
PUACOM006B	Plan & Conduct Public Awareness Prog.						X			
PUACOM011B	Develop Com. Awareness Networks						X			
PUACOM012B	Liaise with media at a local level							X		
PUAMAN002B	Administer Workgroup Resources								X	
GROUP ELECTIVE UNITS (UP TO 2 UNITS TO MAKE UP TOTAL 8)										
TAEASS301B	Contribute to assessment					X				
TAEASS402B	Assess competence					X				

EXT* = Training and Assessment conducted by an external training organisation.






Blue Mountains Training Schedule 2019



**All live fire training must be conducted in accordance with NSW RFS Service Standard 6.1.5 Live Fire Training.
All live fire training must have a Live Fire Training Plan and be approved by the District Manager prior to the training taking place.**

All Training Activities must have a completed Risk Assessment prior to the training event occurring

All interagency training (SES, FRNSW, Police, etc) must be approved 14 days prior to the training event including a completed risk assessment, proposed vehicles, proposed activity and number of personnel undertaking the event

				
FOUNDATION	TECHNICAL	SUPERVISION	COMMAND	STRATEGIC
Training qualifications which provide basic through to intermediate skills and knowledge in preparation for working under direct supervision within a team or crew	Training qualifications which provide intermediate through to advanced skills and knowledge in preparation for working at an advanced level without direct supervision within a team or crew	Training qualification which provide advanced skills and knowledge in preparation for supervising and mentoring a team or crew to carry out duties effectively	Training qualifications which provide highly advanced skills and knowledge in preparation for taking command or control of large operations, planning and/or leading multiple teams or crews	Training qualifications which provide specialised skills and knowledge in preparation for providing expert and strategic direction across multiple large incidents or campaigns

Mainstream Courses

Bush Firefighter 14

Brigade Based Training

Assessment Approximately 4 weeks after completion of course in consultation with Blue Mountains District L&D

Bush Firefighter Assessment (District)

BFA01	Sunday, 3 March 2019	TBA	TBA	BF Assessment
BFA02	Sunday, 26 May 2019	TBA	TBA	BF Assessment
BFA03	Sunday, 15 September 2019	TBA	TBA	BF Assessment

Village Firefighter 14 (VF)

VF01	Wednesday, 20 February 2019	1930 - 2200	Blue Mountains Fire Control Centre (BMFCC)	Training
	Saturday, 23 February 2019	0830 - 1700		
	Sunday, 24 February 2019	0830 - 1700		
	Saturday, 2 March 2019	0830 - 1700		
	Sunday, 3 March 2019	0830 - 1700		
VF01a	Sunday, 24 March 2019	0830 - 1700		Assessment
VF02	Wednesday, 14 August 2019	1930 - 2200	BMFCC	Training
	Saturday, 17 August 2019	0830 - 1700		
	Sunday, 18 August 2019	0830 - 1700		
	Saturday, 24 August 2019	0830 - 1700		
	Sunday, 25 August 2019	0830 - 1700		
VF02a	Saturday, 14 September 2019	0830 - 1700		Assessment

Advanced Firefighter 14 (AF)

API/CSW01	Saturday, 1 June 2019	0830 - 1700	BMFCC	Training
	Sunday, 2 June 2019	0830 - 1700		Assessment
WFB01	Saturday, 18 May 2019	0830 - 1700	BMFCC	Training
	Sunday, 19 May 2019	0830 - 1300		Assessment
	Saturday, 15 June 2019	0830 - 1700		
NAV01	Saturday, 25 May 2019	0830 - 1700	BMFCC	Training
	Sunday, 26 May 2019	0830 - 1700		Assessment
	Saturday, 22 June 2019	0830 - 1700		
	Sunday, 23 June 2018	0830 - 1700		
HYD01	Saturday, 30 March 2019	0830 - 1630	BMFCC	Theory Training
	Sunday, 31 March 2019	0830 - 1630		Practical Training
	Saturday, 4 May 2019	0830 - 1630		Assessment

Crew Leader 14 (CL)

CLW	Saturday, 13 April 2019	0830 - 1630	BMFCC	Training
	Sunday, 14 April 2019	0830 - 1630		
	Sunday, 28 April 2019	0830 - 1630		
CLS	Saturday, 6 April 2019	0830 - 1630	BMFCC	Training
	Sunday, 7 April 2019	0830 - 1630		
	Saturday, 27 April 2019	0830 - 1630		
CLV	Saturday, 4 May 2019	0830 - 1630	BMFCC	Training
	Sunday, 5 May 2019	0830 - 1630		
	Saturday, 18 May 2019	0830 - 1630		

Group Leader 14

Group Leader	Saturday, 29 June 2019	0830 - 1630	Cumberland Fire Control Centre	Training
	Sunday, 30 June 2019	0830 - 1630		
	Saturday, 6 July 2019	0830 - 1630		
	Sunday, 7 July 2019	0830 - 1630		

Specialist Courses

Safe Working on Roofs (SWR)

SWR01	Saturday, 16 March 2019	0830 - 1630	Valley Heights RFB	Training
	Sunday, 17 March 2019	0830 - 1630		Assessment

Trim Felled Trees (TFT)

TFT01	Wednesday, 20 March 2019	1900 - 2200	Medlow Bath RFB	Training
	Friday, 22 March 2019	1900 - 2200		
	Saturday, 23 March 2019	0800 - 1700	Blackheath	
TFTa01	Saturday, 13 April 2019	0800 - 1400	Blackheath	Assessment
TFT02	Wednesday, 14 August 2019	1900 - 2200	Medlow Bath RFB	Training
	Friday, 16 August 2019	1900 - 2200		
	Saturday, 17 August 2019	0800 - 1700	Blackheath	
TFTa02	Saturday, 7 September 2019	0800 - 1400	Blackheath	Assessment
CDD01	Saturday, 28 September 2019	0800 - 1300	Blackheath	Training

Protect Preserve Incident Scene

PPIS	Friday, 24 May 2019	1930 - 2200	BMFCC	Training & Assessment
------	---------------------	-------------	-------	-----------------------

Cardiopulmonary Resuscitation (CPR) and Automated External Defibrillators (AED)

The program is available to be delivered on a Brigade by Brigade basis

Asbestos Awareness Workshop (AAW)

The program is available to be delivered on a Brigade by Brigade basis

Protect and Preserve Incident Scene

The program is available to be delivered on a Brigade by Brigade basis

Specialist Courses *(Continued)*

First Aid Application (FAA) & Advanced Resuscitation Techniques (ART)

FAA01	Saturday, 16 March 2019	0830 - 1700	BMFCC	Training
	Sunday, 17 March 2019	0830 - 1700		Assessment
FAA02	Saturday, 23 March 2019	0830 - 1700	Blaxland RFB	Training
	Sunday, 24 March 2019	0830 - 1700		Assessment
FAA03	Saturday, 18 May 2019	0830 - 1700	Faulconbridge RFB	Training
	Sunday, 19 May 2019	0830 - 1700		Assessment
FAA04	Saturday, 21 September 2019	0830 - 1700	Faulconbridge RFB	Training
	Sunday, 22 September 2019	0830 - 1700		Assessment
FAR01	Saturday, 6 April 2019	0830 - 1700	Blaxland RFB	Assessment
FAR02	Sunday, 22 September 2019	0830 - 1700	BMFCC	Assessment
ART01	Sunday, 7 April 2019	0830 - 1700	Blaxland RFB	Training & Assessment
ART Refresher	Saturday, 4 May 2019	0830 - 1700	Blaxland RFB	Training & Assessment

Rural Fire Driver & Off Road Driver (RFD)

RFD01	Friday, 8 March 2019	1930 - 2200	Winmalee RFB	Training
	Saturday, 9 March 2019	1230 - 1930	Winmalee RFB	
	Sunday, 10 March 2019	0830 - 1630	Winmalee RFB	
	Saturday, 13 April 2019	0730 - 1700	Out of Area	Assessment
	Sunday, 14 April 2019	0730 - 1630	Out of Area	
RFD02	Friday, 31 May 2019	1930 - 2200	Winmalee RFB	Training
	Saturday, 1 June 2019	1230 - 1930	Winmalee RFB	
	Sunday, 2 June 2019	0830 - 1630	Winmalee RFB	
	Saturday, 13 July 2019	0730 - 1700	Out of Area	Assessment
	Sunday, 14 July 2019	0730 - 1630	Out of Area	

RAFT Ardous Fitness - Current RAFT Members

ARDFIT01	Sunday, 5 May 2019	0900	Katoomba	Assessment
ARDFIT02	Wednesday, 8 May 2019	1930	Faulconbridge	Assessment
ARDFIT03	Wednesday, 22 May 2019	1930	Faulconbridge	Assessment

Leading People (LDP)

LDP	Saturday, 17 August 2019	0830 - 1630	BMFCC	Training
	Sunday, 18 August 2019	0830 - 1630		

Code Of Conduct Workshop

CEW	Saturday, 27 July 2019	0830 - 1700	BMFCC	Training & Assessment
-----	------------------------	-------------	-------	-----------------------

Conduct Briefings Debriefings

CBD	Saturday, July 13, 2019	0900 - 1630	BMFCC	Training
	Sunday, July 14, 2019	0900 - 1630		



DISTRICT TRAINING NOMINATION FORM BLUE MOUNTAINS DISTRICT 2019

MEMBER USE ONLY

COURSE DETAILS

COURSE:

DATE:

LOCATION:

YOUR DETAILS

NAME:

MEMBER NO:

TEL:

BRIGADE:

EMAIL:

DISTRICT:

PRE-
REQUISITE(S)

(i.e. you must complete SI before commencing BF – List here the quals you have which are needed before commencing this course)

SERVICES AVAILABLE

Y

N

I would like to apply for recognition of my prior learning relating to this course ([download RPL Kit](#))

☐

☐

I need help with reading, writing or numeracy while completing this course ([download LLN guide](#))

☐

☐

I have special dietary requirements, these include:

SIGNATURE

DATE

BRIGADE ADMINISTRATION USE ONLY

PRIORITY:

Nominations DO NOT require brigade approval, but must be prioritised based on training and operational needs. All members have the right to be informed of their priority and the criteria used.

REASON:

DISTRICT USE ONLY

Y

N

PRE-REQUISITES HAVE BEEN MET:

☐

☐

NOMINATION SUCCESSFUL:

☐

☐

SAP COURSE CODE:

JOINING INSTRUCTIONS SENT:

☐

☐

NAME:

SIGNATURE: